

The new  
BMW 7 Series

[www.bmw.co.uk](http://www.bmw.co.uk)  
[www.bmw.ie](http://www.bmw.ie)



The Ultimate  
Driving Machine





## HIGHLIGHTS OF THE NEW BMW 7 SERIES.

### 28 CARBON CORE.

Intelligent hybrid construction increases rigidity, improves driving dynamics and ensures greater efficiency.

### 30 BMW eDRIVE.

The innovative plug-in hybrid has outstanding fuel consumption and emissions figures<sup>1</sup>, giving 134mpg (2.1l/100km) and just 49g/km of CO<sub>2</sub>.

### 36 BMW GESTURE CONTROL AND BMW TOUCH COMMAND.

BMW drivers and passenger benefit from intuitive and innovative operating concepts for controlling comfort, entertainment and navigation features.

### 38 BMW LASERLIGHTS.

When using high-beam, laser technology enhances light intensity and increases the illumination range.

### 40 SKY LOUNGE PANORAMIC GLASS SUNROOF & EXECUTIVE LOUNGE.

The rear of the new BMW 7 Series long-wheelbase model offers the highest travel comfort and a stylish ambience.

# THE NEW BMW 7 SERIES.

## DRIVING LUXURY.

---



<sup>1</sup> Expected availability from July 2016. Provisional data for BMW 740e.  
Fuel consumption and CO<sub>2</sub> emissions are dependent on chosen tyre.





BMW stands for sheer driving pleasure. And best of all – it stands for your own individual form of driving pleasure. Discover countless personal stories at [www.bmw.com/BMWstories](http://www.bmw.com/BMWstories)

## GET MORE FROM YOUR BROCHURE.



Experience the highlights of the innovative new BMW 7 Series via the BMW Augmented app, available from the App Store.



When you see this symbol, start the app then hold your smartphone so you can see the brochure image on its display and the BMW Augmented app will take you on a virtual journey around the new BMW 7 Series.



You can also discover the new BMW 7 Series in a digital brochure. Simply download the digital edition via the BMW brochure app, available from the App Store.

Internet use, depending on your mobile contract, may incur costs.




## THE NEW BMW 7 SERIES. DRIVING LUXURY.

### THE MODELS SHOWN.

**06 BMW 740Li:**  
BMW TwinPower Turbo six-cylinder in-line petrol engine, 326hp (240kW), 20" light alloy V-spoke style 628 wheels (Bicolour), Sophisto Grey Xirallic metallic paint, Pure Excellence Interior Design package with seats in Ivory White Exclusive Nappa leather, Dark Grey Poplar wood interior trim.

**BMW 730d:**  
BMW TwinPower Turbo six-cylinder in-line diesel engine, 265hp (195kW), BMW Individual 20" light alloy V-spoke style 649 I wheels (Bicolour), Arctic Grey Xirallic paint, Pure Excellence Interior Design package with seats in Ivory White Exclusive Nappa leather, Light American Oak wood with metal inlay interior trim.



### INNOVATION AND TECHNOLOGY.

- 28 BMW EFFICIENT DYNAMICS:**  
Making light work of lower fuel consumption.
- 30 THE NEW BMW 7 SERIES WITH eDRIVE:**  
The most dynamic way to drive a hybrid.
- 32 SUSPENSION:**  
Innovative systems for more driving pleasure.
- 34 BMW CONNECTED DRIVE:**  
In touch with your world.
- 38 LIGHTING TECHNOLOGY AND SAFETY:**  
Optimal protection from the latest BMW innovations.
- 40 COMFORT AND AMBIENCE:**  
Relaxation at the highest level.



### INDIVIDUALITY AND CHOICE.

- 44 EQUIPMENT:** The new BMW 7 Series, BMW Pure Excellence Design Packages, M Sport, BMW Individual, Equipment Highlights, Wheels and Tyres and Genuine BMW Accessories.
- 62 COLOURS:** Exterior and interior colours.
- 66 TECHNICAL DATA:** Facts, figures and dimensions.
- 68 BMW SERVICE:** BMW Service, BMW Financial Services and BMW Experience.



# THE LUXURY OF DRIVING PROGRESS.

Discover progress that asks the questions of tomorrow and provides the most innovative answers today. Experience luxury that balances captivating presence with the utmost discretion. And enjoy the satisfaction of expectations not just being met, but comfortably exceeded. The new BMW 7 Series – Driving Luxury.



EXPERIENCE THE  
NEW BMW 7 SERIES IN  
THIS SHORT FILM.





AESTHETICS.  
PERFECTED.

---



EXPERIENCE THE NEW  
BMW 7 SERIES FROM ALL ANGLES  
AND IN DIFFERENT COLOURS.

The new BMW 7 Series is perfection through and through – and in its most contemporary form. The impressive front with its broad, upright kidney grille radiates dynamism and presence. Flowing contours convey a timeless elegance. And the rear profile expresses self-assured athleticism. This is luxury in motion – this is the new BMW 7 Series.



INNOVATIVE  
IN EVERY FIBRE.



EXPERIENCE THE CARBON  
CORE LIGHTWEIGHT  
CONSTRUCTION CONCEPT IN 3D.



For the first time, the BMW lightweight construction concept Carbon Core has been applied to the new BMW 7 Series. As part of an intelligent hybrid design, this milestone in automotive engineering makes strategic use of carbon fibre in the new model's body. This reduces weight and fuel consumption while, at the same time, increasing agility and driving pleasure. The overall result is an entirely new and effortlessly rewarding experience.





## PROGRESS IS THE BEST WAY FORWARD.

---

The powertrain technologies in the new BMW 7 Series are at the forefront of modern mobility. As you can see with the new BMW 7 Series with BMW eDrive – a remarkably efficient and dynamic interplay of petrol engine and electric motor. With this, you consume 134 miles per gallon (2.1 litres) of fuel, with CO<sub>2</sub> emissions of just 49g/km.<sup>1</sup>

<sup>1</sup> Expected availability from July 2016. Provisional data for BMW 740e.

## A CLASS OF ITS OWN.

---

Lean back and relax: as a passenger in the Executive Lounge, you enjoy an altogether different class of travel. The seat behind the front passenger has several adjustment options and features an extendible footrest, so it's left to you to decide on the most comfortable position. This, along with an enormous amount of legroom and unique all-round visibility, promises an exceptionally agreeable travel experience – time and time again.







DISCOVER THE  
INTERIOR HIGHLIGHTS  
IN INTERACTIVE 3D.

## WHERE MOTION IS EMOTION.

---

Relaxation is your constant companion in the new BMW 7 Series. At ease in the Executive Lounge, you can sink into the high quality Nappa leather seats and stretch out your legs, or work in the exclusive atmosphere. There's also BMW Touch Command, which gives you control of a host of comfort functions and settings from the rear. And if you want to enjoy a particularly tranquil ride, the Sky Lounge panoramic glass sunroof ensures the perfect mood: more than 15,000 light sources create an extraordinary, five-star-plus ambience.



LET YOUR HANDS  
DO THE TALKING.

---



Progress is motion – as demonstrated by BMW Gesture Control, which recognises pre-defined movements of your hand. Adjusting volume, for instance, simply involves a small rotation of your index finger. There is also the touch function of the BMW Control Display as well as a new-generation voice control system. All of this combines as a holistic operating concept that maximises convenience and safety. Similar benefits are offered by the BMW Laserlight including BMW Selective Beam, the dazzle-free High-beam Assistant from BMW. Precise and intelligent with a range of up to 600 metres, which is twice that of conventional LED headlights. The new BMW 7 Series – innovation at its most incisive.



EXPERIENCE THE INNOVATIVE  
BMW LASERLIGHT IN THIS  
INTERACTIVE 3D SPECIAL.





SIMPLY POINT  
AND PARK.

---



EXPERIENCE REMOTE  
CONTROL PARKING  
IN THIS SHORT FILM.



If you wish, the new BMW 7 Series can do the parking for you: courtesy of the Remote Control Parking function<sup>1</sup>. Simply centre the vehicle ahead of a space, step out and use the BMW Display Key to manoeuvre the BMW into a tight parking space – without being inside the vehicle. The Welcome Light Carpet is another high point: when entering or exiting the car, the areas next to the doors are illuminated with an elegant carpet of light, creating a truly unique appearance.

<sup>1</sup> Expected availability from November 2015.





**THE DETAILS**  
**MAKE ALL THE DIFFERENCE.**

---

The new BMW 7 Series sets new standards. A self-confident character that unites competence and consistency. It's pioneering technology, which supports you in every situation, with unsurpassed driving and travel experience, gives new definition to dynamism and comfort.





## DESIGN LANGUAGE WITH A SPECIAL ACCENT.

---

The new BMW 7 Series is a picture of perfection. At the front, the wide kidney grille frame and the cleverly coordinated contours of the headlights accentuate the broad stance. The side profile also captivates with its striking details. A gently sloping roofline and precise double swage lines visually stretch the vehicle and bestow a unique elegance. At the rear, classic BMW lights, with L-shaped bars now integrated into the glass geometry for the first time, further underscore the powerful character. The overall result: an even more compelling appearance.



LEAVES NOTHING  
TO BE DESIRED.

---



The interior of the new BMW 7 Series offers timeless luxury of the highest order. In the rear, you will experience an unprecedented ambience, innovative equipment and the most finely crafted materials. Precisely formed, flawlessly aligned surfaces and custom chrome detailing in the cockpit significantly enhance the quality impression. And even the controls of the BMW iDrive systems are framed and visually refined by elegant and exclusive finishes.

The new BMW 7 Series – inspired by perfection.





# INNOVATION AND TECHNOLOGY.

**BMW EFFICIENT DYNAMICS:** Making light work of lower fuel consumption.

**THE BMW 7 SERIES WITH eDRIVE:** The most dynamic way to drive a hybrid.

**SUSPENSION:** Innovative systems for more driving pleasure.

**BMW CONNECTED DRIVE:** In touch with your world.

**LIGHTING TECHNOLOGY AND SAFETY:** Optimal protection from the latest BMW innovations.

**COMFORT AND AMBIENCE:** Relaxation at the highest level.



# BMW EfficientDynamics

Making light work of lower fuel consumption.

Whether the goal is maximum performance or minimum fuel consumption – for BMW, the focus is always on delivering quintessential driving pleasure. BMW EfficientDynamics is the strategy developed to minimise fuel consumption and CO<sub>2</sub> emissions while simultaneously increasing dynamics and driving pleasure. It is a comprehensive technology package that encompasses the engine, energy management and the vehicle concept – and is standard in every BMW.



## CARBON CORE.

The BMW EfficientLightweight concept means that the models in the new BMW 7 Series line-up are up to 130kg lighter than their predecessors, despite boasting a significantly greater number of comfort and safety features. The key element here is the special body structure known as the Carbon Core. Thanks to its composite construction featuring CFRP (carbon-fibre reinforced plastic), ultra-high-tensile steels and aluminium, the intelligent body design succeeds in increasing the strength and rigidity of the passenger cell while also bringing about a substantial reduction in vehicle weight. By using a hybrid construction of CFRP with ultra-high-tensile steels for structural elements, such as those in the vicinity of the B-pillars, the design of the sheet-metal components can be adapted to save weight.

## ACTIVE AIR STREAM KIDNEY GRILLE.

The Active air stream kidney grille with active air flap control represents the cutting edge of aerodynamic performance. Air flaps open and close according to the environment to allow in more or less air depending on the engine's requirements. This optimises both aerodynamics and fuel consumption.



## BMW TWINPOWER TURBO SIX-CYLINDER IN-LINE PETROL ENGINE 740Li

Commanding acceleration – all any BMW driver could wish for. Thanks to its exceptional responsiveness and high power reserves, the BMW TwinPower Turbo six-cylinder in-line petrol engine from the EfficientDynamics range impresses in every situation. It combines a single turbocharger with Valvetronic including Double-VANOS and High-precision direct injection. Between 1,380 and 6,500rpm, torque of up to 450Nm is readily available. And with maximum output of 326hp (240kW), the engine propels the vehicle from 0 to 62mph in just 5.6 seconds. High-precision direct injection ensures exceptionally efficient use of fuel, while Auto Start-Stop leads to additional reductions by switching off the engine when the vehicle comes to a standstill. Thanks to these innovative technologies, the engine gets by from a combined 41.5mpg. The CO<sub>2</sub> emissions, meanwhile, are just 159–164g/km<sup>1</sup> which are impressive values given the superb performance. And it all once again proves the legendary expertise of BMW when it comes to engines.

<sup>1</sup> Fuel consumption and CO<sub>2</sub> emissions are dependent on chosen wheel/tyre size.




# The new BMW 7 Series with eDrive. The most dynamic way to drive a hybrid.

BMW eDrive technology combines the best of both worlds in a plug-in hybrid. On the one hand, it offers locally emissions free driving (in urban areas, for example) and excellent range. On the other, it delivers dynamic driving performance. Intelligent energy management controls the interaction between the electric motor and the engine, deploying both with impressive efficiency.



## The new BMW 7 Series with eDrive.

The BMW 740e is equipped with the BMW eDrive system, an intelligent drivetrain concept that unites a high-voltage lithium-ion battery, a petrol engine and an electric motor. For sure-footed traction, optimised stability and increased agility in all weathers and road conditions, the BMW 740Le combines highly efficient eDrive plug-in hybrid technology with intelligent and variable xDrive, the BMW all-wheel-drive system. This configuration, with its system output of 326hp (240kW), features a 258hp (190kW) four-cylinder petrol engine with BMW TwinPower Turbo technology, a 95hp (70kW) electric motor and a high-voltage lithium-ion battery with a capacity of 9.2kWh. Intelligent energy management ensures the efficient control of all interaction between the electric motor and the engine. The electric motor can power the vehicle independently or support the engine, depending on the required power output and current battery level. During braking, the motor even transforms kinetic energy into electric energy, which is stored in the high-voltage battery for use by the electric drive system. When running on electricity alone, the vehicle has a range of around 24 miles (40km) and an electric top speed of 75mph. Combined fuel consumption is 134mpg (2.1l/100km) while CO<sub>2</sub> emissions are 49g/km<sup>1</sup>.



□ BMW 360° Electric. The BMW i Wallboxes offer safe and convenient charging. Both are optimised to make charging your new BMW 7 Series eDrive straightforward. Charging can take place in your parking place at home, public charging points or via any household electrical socket.

■ The vehicle can be charged from household power sockets with the charging cable supplied or on the go at public charging stations with a cable available from BMW Accessories. The navigation system and the BMW ConnectedDrive app inform the driver of the location and availability of stations where charging can take place, for example, with the ChargeNow card.



# Suspension.

Innovative systems for more driving pleasure.

A wide range of innovative technology in the new BMW 7 Series ensures that you thoroughly enjoy every journey. Many features are also intelligently networked, allowing you to experience maximum driving pleasure in the utmost safety.



## EXECUTIVE DRIVE PRO.

Executive Drive Pro enables soft damper settings while enhancing stabilisation. Combines comfortable suspension alignment with dynamic driving characteristics. Includes road preview via stereo camera integrated into the windscreen. This camera detects uneven road surfaces, e.g. speed bumps in the road, and preconditions the suspension accordingly. With the included function of Dynamic Drive (active roll stabilisation), the vehicle's roll when cornering is reduced. The system is based on active anti-roll bars at the front and rear axles and it is in constant operation when the vehicle is in motion.



The intelligent **BMW xDrive** all-wheel drive system adapts to even the most challenging road surface conditions, always offering outstanding traction. xDrive and Dynamic Stability Control (DSC) ensure that the BMW remains perfectly stable. Controlled via the DSC sensor system, xDrive flexibly and quickly distributes drive power between the axles to prevent oversteer or understeer, thereby ensuring excellent directional stability. Also, less intervention is needed from DSC in critical road conditions. BMW xDrive combines all the advantages of all-wheel drive – traction, directional stability and driving safety – with classic BMW agility for even more driving pleasure.

The standard **two-axle air suspension** guarantees extremely smooth and comfortable driving, while also ensuring great driving dynamics. Unlike steel suspension, air suspension consists of air-filled rubber pads. The air pressure in the pads is adjusted to maintain a consistent level, whatever the load conditions. The vehicle is lowered by 10mm in SPORT mode and, at higher speeds, by the same amount in COMFORT mode. Additionally, the vehicle can be raised by 20mm using a separate level-adjustment button. Regardless of the Drive Performance Control mode, the vehicle can be raised at speeds of up to around 25mph. Above this speed, the vehicle is automatically lowered from its elevated level.

The standard **Variable Damper Control** makes it possible to adjust the damper characteristics to suit any given driving situation, improving comfort and dynamics. In addition to the standard COMFORT mode for increased driving comfort, SPORT can also be selected for its athletic damper settings.

**Adaptive Mode** is an intelligent and interactive function of standard Drive Performance Control. In addition to Adaptive Mode, the driver can also select the ECO PRO, COMFORT or SPORT modes. Adaptive Mode influences the Variable Damper Control suspension control system, the steering and the Steptronic transmission and continually adapts the settings to suit the current situation and in accordance with the selected driving mode (COMFORT/SPORT). When in Adaptive Mode, the system takes account of factors including kickdown, steering wheel movement, cruise control and individual driving style. The system also interacts with real-time navigation to adjust the suspension in preparation for bends, intersections and different road conditions.

**Integral Active Steering**, available optionally for vehicles with rear-wheel drive combines steering rear wheels with variable steering angles for the front wheels. At speeds of up to 35mph, the rear wheels turn in the opposite direction from the front wheels. This has the effect of creating a seemingly shorter wheelbase, thus reducing the turning circle and improving manoeuvrability. From 35mph, the rear wheels turn in parallel to the front wheels, which makes the wheelbase seem longer. The outcome here is improved stability and comfort – especially when changing lanes quickly or abruptly.



# BMW ConnectedDrive

In touch with your world.

Our world is becoming more connected every day with instant access to information at anytime and anyplace. With your BMW being an integral part of your lifestyle we believe it's important that you can keep up to date from the behind the wheel. BMW ConnectedDrive delivers intelligent solutions that allow you to remain connected whilst on the move. With **BMW ConnectedDrive Driver Assistance** drivers can sit back, relax and enjoy the highest standards of safety and comfort. Whether it's driving, parking or a matter of visibility; intelligent innovations in the new BMW 7 Series provide reliable support at all times, making each and every drive a pleasant experience in every way.



## DRIVING ASSISTANT AND DRIVING ASSISTANT PLUS.

The versatile support systems offered by Driving Assistant<sup>1</sup> and Driving Assistant Plus use sensors intelligently integrated into the vehicle to make travel in the new BMW 7 Series as comfortable as possible. For example, the Steering and Lane control assistant provided by Driving Assistant Plus can be activated to support the driver in monotonous traffic and heavy congestion. Up to 130mph, the system provides automatic steering and always keeps the vehicle in the middle of the lane. Other systems included in Driving Assistant Plus also offer noticeably safer driving, including Crossing-traffic Warning to alert the driver of potential collisions and Lane Keeping Assistant with active side collision protection offering a unique driving feel and a welcome sense of security. Enjoy technology at its most progressive – in your new BMW 7 Series.

**BMW ConnectedDrive Driver Assistance systems** seamlessly integrate the driver into their immediate environment. Headlights, sensors, cameras and radars can combine to ensure the driver is fully informed about what is happening around them, delivering superior comfort and convenience as well as enhanced safety for both passengers and other road users. You will experience just how innovative and easy driver assistance in your new BMW 7 Series can be.



The optional **Remote Control Parking<sup>2</sup>** is for use in parking spaces where the vehicle is difficult for the driver and occupants to access such as a garage or a tight space. The driver activates the remote-controlled parking function from outside the vehicle via the BMW Display Key.



The optional full-colour **Head-up Display** projects important driving information directly into the driver's field of vision. The information displayed can be customised in the vehicle settings and includes the current speed of travel, navigation instructions or telephone and music listings. This convenient display ensures that your eyes are always on the road ahead for a safer driving experience.



EXPERIENCE THE FASCINATION  
OF BMW CONNECTED DRIVE IN  
THIS SHORT FILM.

<sup>1</sup> Expected availability from November 2015  
<sup>2</sup> Expected availability from November 2015. Only available with Advanced Parking package.



# BMW ConnectedDrive

In touch with your world.

Wherever your journey may lead, you can stay in touch with **BMW ConnectedDrive Services & Apps**. The range of innovative functions provide optimum integration between the driver, vehicle and the world outside – anytime, anywhere.



### BMW GESTURE CONTROL.

With optional BMW Gesture Control, selected functions can be operated through defined hand movements such as swiping or pointing. This allows you, for instance, to accept or reject incoming phone calls or adjust volume by simply circling your index finger.



### BMW TOUCH COMMAND.

The optional BMW Touch Command is a tablet with a 7" display integrated into the rear centre armrest. Networked with the vehicle's systems, it offers extensive settings and control options. It allows you, for example, to adjust the rear seats and front passenger seat, the air conditioning, ventilation and rear seat heating while also providing control of the Ambient lighting, the blinds for the glass sunroof and the roller sunblinds.

**ConnectedDrive Services** provides the foundation for intelligent BMW ConnectedDrive services, which offer the driver a wealth of information, entertainment and practical services on the move. These include news, online searches and office functions.



With the **BMW ConnectedDrive Store**, services and apps can be selected according to your exact personal needs at any time and from any place. Services and apps can also be booked after the vehicle purchase. Additionally, the duration of specific services can be extended as required.



**Information Plus:** At the push of a button local information is available wherever you may be. The standard service connects you to a BMW operator who will be able to quickly access the information you need. So whether you are looking for a nearby hotel, restaurant or simply can't find your way then support is conveniently on hand. Information can be sent directly to your BMW so that addresses can be transferred to your Navigation system. Information Plus calls are made using the integrated BMW SIM card so there is no need for a mobile phone and you can use the service as much as you like at no additional cost.



# Lighting technology and safety.

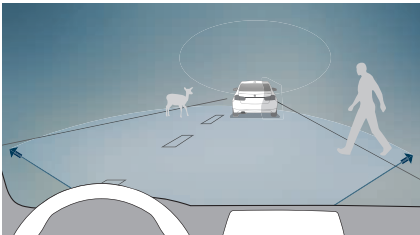
Optimal protection from the latest BMW innovations.

The new BMW 7 Series Saloon is full of cutting-edge technology that can always be relied on. Superb handling characteristics and innovative equipment come as standard, providing exactly the right support for any situation. It all means that you can feel safe in all road conditions.

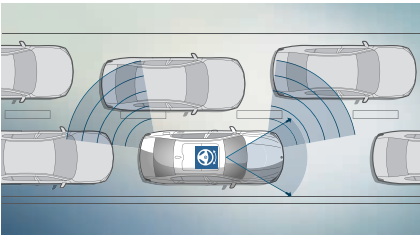


## BMW LASERLIGHTS.

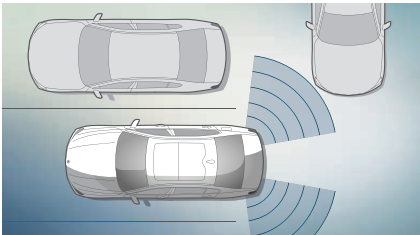
In laser high-beam mode, optional BMW Laserlights illuminate a range of up to 600 metres, nearly twice as far as that of conventional headlights. The extremely bright BMW Laserlight is also considerably more intense than conventional light sources. The result is greatly improved safety thanks to better night-time visibility. The equipment includes LED low-beam headlights and LED high-beams with a laser module. Headlights with BMW Laserlight feature blue design accents, as well as 'BMW Laserlight' lettering, which differentiate them visually. BMW Laserlight technology also includes LED parking lights, LED daytime running lights, LED indicators, LED cornering lights, Adaptive headlights and BMW Selective Beam (dazzle-free High-beam Assistant).



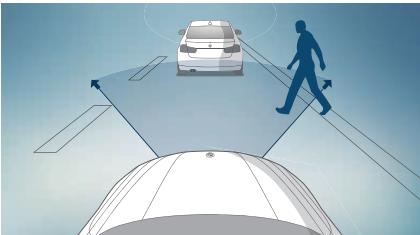
□ **Night Vision with pedestrian recognition** warns when there are people or large animals on the road at night and depicts the area in front of the vehicle as an infrared image on the Control Display.



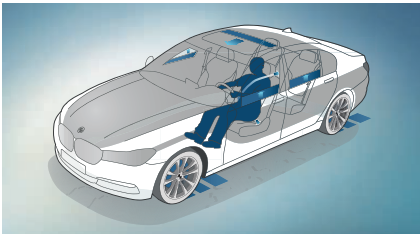
□ **Lane Keeping Assistant<sup>1</sup>** with active side collision protection. This assists the driver in keeping in lane and actively preventing potential side collisions by means of comfortable corrective steering interventions.



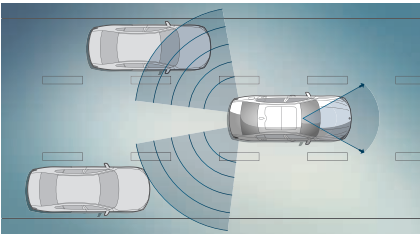
□ **Crossing-traffic Warning<sup>1</sup>** supports the driver when in intersecting traffic and warns of potential collisions in traffic situations where it is difficult for them to see everything around them.



□ **Preventive Pedestrian Protection<sup>2</sup>** proactively engages braking automatically for rapid reaction to potential collisions with humans and cyclists in urban driving situations up to 35mph.



■ **Dynamic Safety** warns the driver if it detects signs of tiredness. It intervenes in critical situations and brakes the car to a standstill after an accident.



□ **Lane Departure Warning<sup>2</sup>** detects lane markings at speeds above approximately 45mph. If the car deviates from the lane of travel without the use of indicators, the steering wheel vibrates as an alert. If the indicators are used to signal, the system recognises this as an intentional lane change and the steering wheel will not vibrate.



## Comfort and ambience. Relaxation at the highest level.

Whoever takes a seat in the new BMW 7 Series will be immersed in the utmost comfort. The finest materials and perfect craftsmanship can be seen, and felt, everywhere. There is also innovation that promises absolute enjoyment on every journey and an exclusive atmosphere. Lean back and find out just how relaxing travel can be.



### SKY LOUNGE PANORAMIC GLASS SUNROOF.

The optional Sky Lounge panoramic glass sunroof gives passengers a clear view of the sky day and night, while plenty of light creates a generous, open sense of space. Pleasant shade from direct sunlight is provided for the rear windscreen<sup>1</sup> and rear side windows by optional electric sunblinds, complemented by ambient lighting accents in the rear doors. In darkness, an atmospheric, lounge-like mood is created by a design comprising more than 15,000 light elements in the panoramic glass sunroof. The light can be switched between the six colours of the Ambient interior lighting. The roof also offers a variety of options for ventilation with its slide and lift functions in the front. Additionally, an integrated, automatically extending wind deflector protects passengers from draughts, even when the roof is open.



### EXECUTIVE LOUNGE REAR CONSOLE.

Exclusively available on new long-wheelbase BMW 7 Series models, the optional Executive Lounge rear console presents a new world of luxury and convenience. Featuring a two seat configuration, a storage compartment under the armrest, two cupholders, and rear high-pile floormats. Foldable horizontally sliding tables behind the front passenger seat and BMW Touch Command integrated into the rear console add to the possibilities – to be enjoyed entirely on your own terms.<sup>1</sup>

<sup>1</sup> The rear windscreen sunblind is standard with the new long-wheelbase BMW 7 Series.

<sup>1</sup> Expected availability July 2016.





# INDIVIDUALITY AND CHOICE.

**EQUIPMENT:** The new BMW 7 Series, BMW Pure Excellence Design Packages, M Sport, BMW Individual, Equipment Highlights, Wheels and Tyres and Genuine BMW Accessories.

**COLOURS:** Exterior and interior colours.

**TECHNICAL DATA:** Facts, figures and dimensions.

**BMW SERVICE:** BMW Service, BMW Financial Services and BMW Experience.




THE NEW BMW 7 SERIES.



**[ 01 ]** The new BMW 730d shown here with optional BMW Laserlights, optional Arctic Grey Xirallic paint and optional 20" BMW Individual light alloy V-spoke style 649 I wheels, Bicolour.

**[ 02 ]** The instrument panel finished in Nappa leather with contrast stitching and the Sport multi-function leather steering wheel make the cockpit unique.



**[ 03 ]** The new BMW 740Li in Jatoba metallic paint with optional 19" light alloy Double-spoke style 630 wheels, front 8.5J x 19 with 245/45 R19, rear 9.5J x 19 with 275/40 R19 run-flat tyres.

**[ 05 ]** The optional 19" light alloy V-spoke style 620 wheels, front 8.5J x 19 with 245/45 R19, rear 9.5J x 19 with 275/40 R19 run-flat tyres.

**[ 04 ]** The standard rear Comfort seats in Zagora Beige Exclusive Nappa leather with Fineline wood, High-gloss interior trim highlight the classically elegant design.

**[ 06 ]** The optional 20" light alloy V-spoke style 628 wheels, Bicolour, front 8.5J x 20 with 245/40 R20, rear 10J x 20 with 275/35 R20 run-flat tyres.



PURE EXCELLENCE DESIGN PACKAGES.

■ Standard equipment   □ Optional equipment

Interior equipment:

- Floor mats with high pile, rear (long-wheelbase only)
- Headlining, Alcantara in Ivory White, Canberra Beige or Mocha
- Fineline wood, High-gloss trim on clasp for roof handles, cupholders in rear centre armrest and belt withdrawal finisher at rear seats<sup>1</sup>

Exterior equipment:

- 19" light alloy V-spoke style 620 wheels<sup>1</sup>
- Brake callipers, Black, High-gloss
- Front air inlets, with horizontal Chrome clip integrated
- Kidney grille slats in silver with slat face finished in Chrome
- Tailpipe trim with Chrome clip

01 □



[ 01 | 03 ] The BMW 740Li shown here with the Pure Excellence Exterior Design package and Magellan Grey metallic paint.


02 □



04 □



05 □



06 □



03 □



[ 02 ] Sport multi-functional leather steering wheel with wood inlay in Nappa leather with contrast stitching emphasises the harmonious feel of the interior design.

[ 05 ] Shown here in optional Ash Grain Chestnut wood, with wood inlay interior trim, the sophisticated yet subtle wood details in the rear seatbelt outlets, the roof grab handles and the cupholder in the rear centre armrest create a strong sense of exclusivity.

[ 04 ] The electrically adjustable Comfort seats shown here in Canberra Beige Exclusive Nappa leather, offer comfort you can sink into. The optional Ash Grain Chestnut wood, with wood inlay interior trim rounds off the luxurious atmosphere.

[ 06 ] 20" light alloy W-spoke style 646 wheels, polished, with run-flat tyres, front 8.5J x 20 with 245/40 R20 tyres, rear 10J x 20 with 275/35 R20 tyres.

<sup>1</sup> Other options available at an extra cost.



# M SPORT.

Interior equipment:

- Door sill inlays with illuminated BMW M designation
- Headlining, Anthracite
- Interior trim, Fineline Black wood, High-gloss with metal effect
- M specific key

Exterior equipment:

- 19" light alloy Double-spoke style 647 M Bicolour wheels with mixed tyres
- Black anodised brake callipers with BMW designation, front and rear<sup>1</sup>
- Exclusive metallic paint options in Carbon Black or Singapore Grey
- Exterior trim, High-gloss Shadowline
- M aerodynamic bodystyling
- M designation on front side panels, left and right
- Sport automatic transmission

■ Standard equipment    □ Optional equipment

01 □



[ 01 | 03 ] The BMW 740Li M Sport in Mineral White metallic paint and exterior trim in High-gloss Shadowline.

02 ■



03 ■



[ 02 ] The standard eight-speed Sport automatic transmission combined with the Sport leather steering wheel with gearshift paddles delivers the highest gear-changing comfort and a perceptible dynamism.

[ 04 ] The standard Comfort seats, front, including massage function shown here in Mocha Exclusive Nappa leather, and the interior trim in Fineline Black wood, High-gloss with metal effect create a dynamic impression.

04 ■



05 ■



06 ■



[ 05 ] Door sill finishers with the M designation provide a sporty reception.

[ 06 ] 19" light alloy Double-spoke style 647 M wheels, Bicolour, front 8.5J x 19 with 245/45 R19, rear 9.5J x 19 with 275/40 R19 run-flat tyres.

<sup>1</sup> Expected availability from November 2015.






## BMW INDIVIDUAL. THE EXPRESSION OF PERSONALITY.

---

It's only luxury when you say so. The BMW Individual Collection offers a seemingly limitless repertoire of possibilities for you to make your vision a reality in the new BMW 7 Series. Choose from special paint finishes, hand-crafted leather, interior trims and other equipment details. It's all, of course, of the highest quality and available in a diverse range of colours, allowing you to raise the standards of exclusivity and aesthetics to levels that correspond perfectly with your own personal wishes. The BMW Individual Collection, for many reasons, is undoubtedly impressive. If, however, you are seeking yet greater levels of personalisation and even the most specific, hand-made items, look no further than the BMW Individual Manufaktur. BMW Individual – luxury, as defined by you.



EXPERIENCE BMW INDIVIDUAL INTERACTIVE  
WITH THE BMW INDIVIDUAL iPad APP.





EXPERIENCE THE  
BMW INDIVIDUAL DESIGN COMPOSITION  
IN THIS SHORT FILM.

## THE NEW BMW 7 SERIES. INSPIRED BY BMW INDIVIDUAL.

The BMW Individual Design Composition is a special equipment package that meets the most exacting standards, while allowing you to create a particularly individual statement. It is distinguished by overall aesthetic harmony and the perfect workmanship of its high quality materials. The BMW Individual Full Merino leather, crafted from pristine hides, is one notable example. Others include the BMW Individual headliner in Alcantara as well as Piano Black interior trim and leather steering wheel with applications in the same striking finish. Thanks to its captivating reflective qualities, the BMW Individual Almandine Brown metallic paint with special pigmentation is equally impressive. This, combined with 20" light alloy bicolour wheels, shows how the BMW Individual Design Composition embodies perfection in every way – inside and out.<sup>1</sup>

<sup>1</sup> BMW Individual availability from March 2016.  
<sup>2</sup> BMW Individual cool box availability from September 2015.

The BMW Individual Almandine Brown metallic paint works in perfect harmony with the 20" BMW Individual light alloy V-spoke style 649 I Bicolour wheels.

BMW Individual Full Merino leather and Alcantara headlining in Tartufo along with Piano Black interior trim and BMW Individual cool box, integrated behind the rear centre console.<sup>2</sup>





EQUIPMENT HIGHLIGHTS.

■ Standard equipment    □ Optional equipment



**[ 01 ]** The rear massage function enhances passenger well-being through targeted muscle activation and relaxation.

**[ 02 ]** The Ambient Air package comprises an air ionisation and scent package to provide a pleasant fragrance and improved air purification for the interior. There are eight fragrances to choose from, each specially composed for the vehicle.



**[ 03 ]** The Comfort seats including massage function for driver and front passenger can be electrically adjusted in a variety of ways and provides perfect relaxation.

**[ 04 ]** Air conditioning, automatic with four-zone control allows individual climate comfort for the driver, front passenger and the rear seat passengers.



**[ 05 ]** The BMW Display Key shows various information about the vehicle's status and allows selected functions to be controlled via an integrated touch-screen.



**[ 06 ]** The full-colour Head-up Display projects all relevant driving information into the driver's line of sight to enhance concentration and focus on the road ahead.<sup>1</sup>

**[ 07 ]** BMW Gesture Control recognises up to six pre-defined hand movements that can control certain functions on the control display.

**[ 08 ]** Enhanced Bluetooth with wireless charging provides an improved hands-free capability by provision of a second microphone, USB and NFC interfaces and Wi-Fi audio streaming.<sup>2</sup>



**[ 09 ]** The ConnectedDrive Services comprises the BMW Apps interface, BMW Online Services, Real Time Traffic Information, Information Plus, Remote Services and BMW TeleServices.

**[ 10 ]** Bowers & Wilkins Diamond surround sound system is a mesmerising listening experience throughout the vehicle with 16 strategically positioned loudspeakers and 1400W output.

**[ 11 ]** The iDrive Touch Controller with a touch sensitive pad allows written character entry including telephone numbers and address information.



**[ 12 ]** The removable BMW Individual cool box is integrated into the rear seat backrest and has a capacity approximately of 15 litres.<sup>3</sup>

**[ 13 ]** The Heat Comfort package warms the seats and steering wheel rim to a pleasant temperature for increased comfort, particularly on cold days.

<sup>1</sup> Additional options may be required to display all features shown.  
<sup>2</sup> For information on the Bluetooth compatibility of smartphones and other mobile devices please visit [www.bmw.co.uk/bluetooth](http://www.bmw.co.uk/bluetooth)  
<sup>3</sup> When integrated into the luggage compartment the volume is reduced by approximately 50 litres. Expected availability from September 2015.



EQUIPMENT HIGHLIGHTS.

■ Standard equipment    □ Optional equipment



[ 01 ] BMW Touch Command is a tablet that is integrated into the rear centre armrest. It offers comprehensive operation and settings options.

[ 02 ] Rear-seat entertainment Experience with BMW Touch Command, 2 tiltable 10" screens, a Blu-ray player and a HDMI connection for all-round enjoyment.



[ 03 ] Ambient lighting creates a relaxing and intimate interior atmosphere. There are six ambient lighting colours to choose from.

[ 04 ] The Sky Lounge panoramic glass sunroof ensures a generously roomy feel during the day. In the dark hours, integrated graphics composed of 15,000 light elements, matching the chosen ambient lighting colour, establish a remarkable effect.

[ 05 ] Comfort seats, rear are electrically adjustable in several ways and offer optimum all-round support, which is particularly welcome on long journeys.



[ 06 ] The electric glass sunroof, with wind deflector, sun protection and sliding function allow the passengers to regulate air flow according to preference, while ensuring draught-free ventilation and low wind noise.

[ 07 ] The Welcome Light Carpet function illuminates the area in front of the car doors in white, creating an elegantly hospitable impression.



[ 08 ] BMW Icon Adaptive LED headlights provide significantly better illumination and visibility than conventional systems in every driving situation. Also includes BMW Selective Beam functionality.

[ 09 ] The Air Breather channels air to the front wheels, which reduces air resistance and thereby fuel consumption and CO<sub>2</sub> emissions.



[ 10 ] In high-beam mode, BMW Laserlights provide almost twice the illumination range of conventional headlights at speeds above 45mph, increasing safety through improved visibility.

[ 11 ] The Active Air Flaps incorporated within the kidney grille open and close according to the environment to allow in more or less air depending on the engine's requirements.



[ 12 ] Exterior mirrors with automatic anti-dazzle function fold in at the touch of a button when parking or manoeuvring.

[ 13 ] The rear lights with LED technology provide significantly better illumination and visibility.



EQUIPMENT HIGHLIGHTS.

■ Standard equipment □ Optional equipment



[ 01 ] Loudspeaker system – harman/kardon featuring 600W digital amplifier, 16 loudspeakers with Chrome detailing and individually adjustable equalising impresses with sublime sound.

[ 02 ] Surround-view is a visual parking aid using camera-based functions including Top-view, Side-view with images shown in the Control Display.



[ 03 ] Park Assist makes parallel parking easier. The steering operation, braking and acceleration is controlled completely by the vehicle.

[ 04 ] Remote Control Parking can do the parking for you. Using the BMW Display Key you can manoeuvre into a tight parking space without being inside the vehicle.<sup>1</sup>

[ 05 ] Steering and Lane Control Assistant including Traffic Jam Assistant supports the driver in keeping to the middle of the lane by means of comfortable corrective steering interventions in the speed range of up to 130mph and also in monotonous situations.<sup>2</sup>

[ 06 ] Lane Keeping Assistant with active side collision protection assists the driver in keeping in lane and actively preventing potential side collisions in the speed range of 45mph to 130mph.<sup>2</sup>



[ 07 ] The leather steering wheel with wood inlay features a partial wooden inlay and an impact absorber finished in Nappa leather with contrast stitching.

[ 08 ] With its thinner rim and contoured thumbrests, the three spoke multi-function Sport leather steering wheel is perfectly shaped for the driver.



[ 09 ] The BMW Individual leather steering wheel with fine-wood and the BMW Individual emblem is an impressive centrepiece that integrates perfectly with each respective BMW Individual interior trim.<sup>3</sup>

[ 10 ] Drive Performance Control lets the driver choose between ECO PRO, COMFORT, SPORT and Adaptive modes.

[ 11 ] Adaptive Mode is an intelligent function of Drive Performance Control. It adapts numerous settings to suit the situation and the driving style.

[ 12 ] [ 13 ] The multi-functional instrument panel with a high-resolution 12.3" display using Black panel technology offers an impressive presentation of the gauges and other instruments.



EXPERIENCE THE  
BMW DISPLAY KEY FUNCTIONS  
IN THIS SHORT FILM.

<sup>1</sup> Expected availability from November 2015.  
<sup>2</sup> Included within Driving Assistant Plus.  
<sup>3</sup> Expected availability from March 2016



WHEELS AND TYRES.

■ Standard equipment    □ Optional equipment



**[ 01 ]** 19" light alloy V-spoke style 620 wheels with run-flat tyres, front 8.5J x 19 with 245/45 R19 tyres, rear 9.5J x 19 with 275/40 R19 tyres.

**[ 02 ]** 18" light alloy Multi-spoke style 619 wheels with run-flat tyres, 8J x 18 with 245/50 R18 tyres. (Standard with 730d, 730d xDrive, 730Ld and 740Li).

**[ 03 ]** 18" light alloy V-spoke style 642 wheels, 8J x 18 with 245/50 R18 tyres.

**[ 04 ]** 19" light alloy Double-spoke style 647 M wheels, Bicolour, with run-flat tyres, front 8.5J x 19 with 245/45 R19 tyres, rear 9.5J x 19 with 275/40 R19 tyres. (Standard with M Sport models).

**[ 05 ]** 18" light alloy W-spoke style 643 wheels with run-flat tyres, 8J x 18 with 245/50 R18 tyres.

**[ 06 ]** 19" light alloy Double-spoke style 630 wheels, front 8.5J x 19 with 245/45 R19 tyres, rear 9.5J x 19 with 275/40 R19 tyres.



**[ 07 ]** 20" BMW Individual light alloy V-spoke style 649 I wheels, Bicolour, with run-flat tyres, front 8.5J x 20 with 245/40 R20 tyres, rear 10J x 20 with 275/35 R20 tyres.

**[ 08 ]** 20" light alloy W-spoke style 646 wheels, polished, with run-flat tyres, front 8.5J x 20 with 245/40 R20 tyres, rear 10J x 20 with 275/35 R20 tyres.

**[ 09 ]** 20" light alloy Double-spoke style 648 M wheels, Bicolour, with run-flat tyres, front 8.5J x 20 with 245/40 R20 tyres, rear 10J x 20 with 275/35 R20 tyres.

GENUINE BMW ACCESSORIES.



**[ 01 ]** BMW roof system – particularly easy to fit and compatible with all BMW roof system attachments and roof boxes. Featuring an anti-theft locking system. Also shown in this image are 21" light alloy Multi-spoke style 629 wheels, in Liquid Black.

**[ 02 ]** Travel & Comfort system base carrier – provides support, using the front headrest, for a clothes hanger, a folding table, universal hook or a holder for an Apple iPad or Samsung Galaxy Tab.



**[ 03 ]** Key case – the custom-fit Nappa leather sleeve protects the BMW Display Key.

**[ 04 ]** Fitted luggage compartment mat – in black, this perfectly fitting, anti-slip and durable mat protects from dirt and moisture. With an elegant, chrome-finished "7" insert.



**[ 05 ]** The 21" BMW M Performance light alloy Double-spoke style 650 M wheels are forged and have a gloss black, burnished finish. RDC complete wheel set with mixed, runflat tyres.


**[ 06 ]** The high-quality travel rug, with one beige and one dark brown side, is made in 100% extra-fine new wool (Merino) and has a Jacquard weave.

**[ 07 ]** All-weather floor mat – tailor-made protection from damp and dirt in the front footwell. With a chrome insert to perfectly complement the interior.




EXTERIOR COLOURS.


■ Standard equipment    □ Optional equipment



□ Non-metallic 668 Jet Black<sup>1</sup>    □ Non-metallic 300 Alpine White    ■ Metallic 475 Black Sapphire    ■ Metallic A96 Mineral White




■ Metallic A83 Glacier Silver    ■ Metallic A72 Cashmere Silver<sup>1</sup>    ■ Metallic A90 Sophisto Grey Xirallic<sup>1</sup>    ■ Metallic A89 Imperial Blue Xirallic<sup>1</sup>



■ Metallic C26 Magellan Grey    ■ Metallic C27 Arctic Grey Xirallic<sup>1</sup>    ■ Metallic B65 Jatoba<sup>1</sup>

M SPORT



■ Metallic 416 Carbon Black<sup>2</sup>


BMW INDIVIDUAL



□ BMW Individual X14 Almandine Brown metallic<sup>3</sup>




□ BMW Individual X04 Moonstone metallic<sup>4</sup>



□ BMW Individual S34 Azurite Black metallic<sup>4</sup>



■ Metallic B41 Singapore Grey<sup>2</sup>



□ BMW Individual X03 Ruby Black metallic<sup>4</sup>



□ BMW Individual 490 Brilliant White metallic<sup>4</sup>



□ BMW Individual 490 Pure metal Silver<sup>4</sup>



□ BMW Individual 490 Aventurine Red metallic<sup>4</sup>



□ BMW Individual 490 Frozen Dark Brown metallic<sup>4</sup>


<sup>1</sup> Not available on M Sport models.  
<sup>2</sup> Exclusively available on M Sport models.  
<sup>3</sup> Only available via code 490 and in conjunction with the BMW Individual Design Composition.  
<sup>4</sup> Expected availability from March 2016.

**[ Colour samples ]** These colour samples are intended as an initial guide to the colours and materials available for your BMW. Experience has shown, however, that printed versions of paint, upholstery and interior trim colours cannot in all cases faithfully reproduce the appearance of the original colour. Please discuss your preferred colour choices with your BMW Retailer. There, you can also see original samples and be assisted with any requests.




# INTERIOR COLOURS.


## UPHOLSTERY COLOURS




■ **Exclusive Nappa leather**  
NASW Black<sup>1</sup>




■ **Exclusive Nappa leather**  
NACYNADQ Canberra Beige<sup>2,3</sup>




■ **Exclusive Nappa leather**  
NAEW, NAEK, NAEQ<sup>3</sup> Ivory White



■ **Exclusive Nappa leather**  
NAFZ Zagora Beige<sup>4</sup>




■ **Exclusive Nappa leather**  
NARI Cognac<sup>2</sup>




■ **Exclusive Nappa leather**  
NAMV Mocha<sup>2</sup>




## INTERIOR TRIMS




□ 4K2 Fine-line wood, High-gloss with Aluminium gear selector surround




□ 4LM Fine-line Black wood, High-gloss with metal effect (standard on M Sport models)<sup>5</sup>




□ 4AS Dark Grey Poplar wood




□ 4AX Ash Grain Chestnut wood with wood inlay



□ 4AY Light American Oak wood with metal inlay<sup>6</sup>




■ 4B7 Fine-line wood, High-gloss (not available on M Sport models)




□ 4BP Light Poplar wood, High-gloss<sup>5</sup>


## INTERIOR COLOURS




□ **Black**



□ **Ivory White**




□ **Canberra Beige**




□ **Dark Coffee**

## BMW INDIVIDUAL UPHOLSTERY COLOURS







□ **BMW Individual Full Merino leather**  
Z1XX Tartufo<sup>6</sup>




□ **BMW Individual Full Merino leather**  
ZBFU Smoke White/Black<sup>7</sup>




□ **BMW Individual Full Merino leather**  
ZBRJ Smoke White/Viola dark<sup>7</sup>



□ **BMW Individual Full Merino leather**  
ZBCR Caramel<sup>7</sup>




□ **BMW Individual Full Merino leather**  
ZBKS Cashmere Beige<sup>7</sup>




□ **BMW Individual Full Merino leather**  
ZBFQ Fiona Red<sup>7</sup>


## BMW INDIVIDUAL INTERIOR TRIMS



□ **BMW Individual**  
XE7 Piano Black<sup>7</sup>



□ **BMW Individual**  
XEA Fine-wood Eucalyptus straight-grained Smoke Brown, High-gloss<sup>7</sup>




□ **BMW Individual**  
XEB Fine-wood Ash Grain Black, Red High-gloss<sup>7</sup>

## BMW INDIVIDUAL INTERIOR COLOURS




□ **Dark Viola**<sup>7</sup>


## BMW INDIVIDUAL HEADLININGS




□ 775 Anthracite (standard on M Sport models)




□ 776 Alcantara Anthracite




□ **BMW Individual**  
XD5 Alcantara Tartufo<sup>7</sup>



□ **BMW Individual**  
XD5 Alcantara Caramel<sup>7</sup>



□ **BMW Individual**  
XD5 Alcantara Oyster<sup>7</sup>



□ **BMW Individual**  
XD5 Alcantara Smoke White<sup>7</sup>

Please note that even normal long or short-term use can lead to permanent upholstery damage. This can be caused in particular by non-colourfast clothing.

The interior colour is dependent on the chosen upholstery colour.

<sup>1</sup> With Black colour world.

<sup>2</sup> With Canberra Beige colour world.

<sup>3</sup> With Dark Coffee dashboard.

<sup>4</sup> With Ivory White colour world.

<sup>5</sup> Not available with Pure Excellence Interior Design package or leather steering wheel with wood inlay.

<sup>6</sup> Only available via code Z1XX and in conjunction with the BMW Individual Design Composition.

<sup>7</sup> Expected availability from March 2016.



		730d	730d xDrive	740Li	730Li

Weight/volumes					
Unladen EU <sup>1</sup>	kg	1755	1825	1770	1795
Max. permissible	kg	2450	2450	2445	2490
Permitted load	kg	695	715	675	695
Permitted axle load front/rear <sup>2</sup>	kg	1175/1340	1220/1370	1340/2545	1195/1360
Permitted trailer load, unbraked <sup>3</sup>	kg	750	750	750	750
Permitted trailer load, braked, max. 12% gradient <sup>2</sup> / max. 8% gradient <sup>2</sup>	kg	2100/2100	2100/2100	2100/2100	2100/2100
Tank capacity, approx.	l	78	78	78	78
Luggage compartment volume	l	515	515	515	515

Engine <sup>3</sup>					
Cylinders / valves		6/4	6/4	6/4	6/4
Capacity	cc	2993	2993	2998	2993
Stroke / bore	mm	90.0/84.0	90.0/84.0	94.6/82.0	90.0/84.0
Output / engine speed	kW/rpm	195/4000	195/4000	240/5200-6500	195/4000
	(hp/rpm)	(265/4000)	(265/4000)	(326/5200-6500)	(265/4000)
Max. torque / engine speed	Nm/rpm	620/2000-2500	620/2000-2500	450/1380	620/2000-2500
Compression ratio	:1	16.5	16.5	11.0	16.5

Transmission					
Standard transmission ratios	II/III/1	5.00/3.20/2.14	5.00/3.20/2.14	5.00/3.20/2.14	5.00/3.20/2.14
	IV/V/VI/1	1.72/1.31/1.00	1.72/1.31/1.00	1.72/1.31/1.00	1.72/1.31/1.00
	VII/VIII/R:1	0.82/0.64/3.48	0.82/0.64/3.48	0.82/0.64/3.46	0.82/0.64/3.48
Final drive ratio	:1	2.56	2.56	3.08	2.56

Performance					
Top speed	mph/km/h	155/250 <sup>5</sup>	155/250 <sup>5</sup>	155/250 <sup>5</sup>	155/250 <sup>5</sup>
Acceleration 0–62mph	sec	6.1	5.8	5.6	6.2

Fuel consumption <sup>3, 4, 6</sup>					
Urban	mpg l/100km	48.7-51.4 5.5-5.8	46.3-47.9 5.9-6.1	29.1-30.1 9.4-9.7	47.9-49.6 5.7-5.9
Extra urban	mpg l/100km	64.2-67.3 4.2-4.4	61.4-64.2 4.4-4.6	51.4-53.3 5.3-5.5	64.2-65.7 4.3-4.4
Combined	mpg l/100km	57.6-60.1 4.7-4.9	54.3-56.5 5.0-5.2	40.4-41.5 6.8-7.0	56.5-58.9 4.8-5.0
CO <sub>2</sub> emissions	g/km	124-129	132-137	159-164	127-132

Wheels					
Tyre dimensions		245/50 R18 Y	245/50 R18 Y	245/50 R18 Y	245/50 R18 Y
Wheel dimensions		8J x 18	8J x 18	8J x 18	8J x 18
Material		Light alloy	Light alloy	Light alloy	Light alloy

<sup>1</sup> Figures are based on a 90% tank filling, driver's weight of 68kg and 7kg of luggage. Unladen weight applies to vehicles with standard equipment. Optional extras may increase these figures

<sup>2</sup> The actual overall trailer weight may not exceed the max. permitted trailer load plus the max. permitted tow bar download.

<sup>3</sup> BMW recommends the use of RON 95 super unleaded petrol. Unleaded RON 91 and higher with a maximum ethanol content of 10% (E10) may also be used. Output and fuel consumption figures apply to RON 98 fuel.

<sup>4</sup> All engines conform to the EU6 emissions standard. Fuel consumption is determined according to the ECE combined cycle in which approx. one-third of the distance covered is in urban traffic and two-thirds is extra-urban. CO<sub>2</sub> emissions emissions are measured in addition to fuel consumption.

<sup>5</sup> Electronically restricted.

<sup>6</sup> Fuel consumption and CO<sub>2</sub> emissions are dependent on chosen wheel and tyre sizes. Optional equipment may increase these figures.

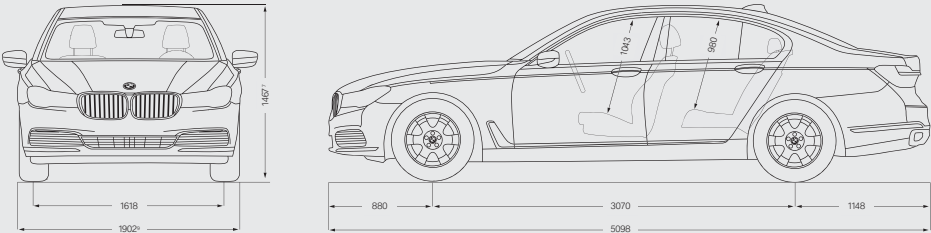
<sup>7</sup> With roof ariel, the height of BMW 7 Series Saloon is 1478 mm (long-wheelbase: 1485 mm).

<sup>8</sup> Height incl. standard glass roof.

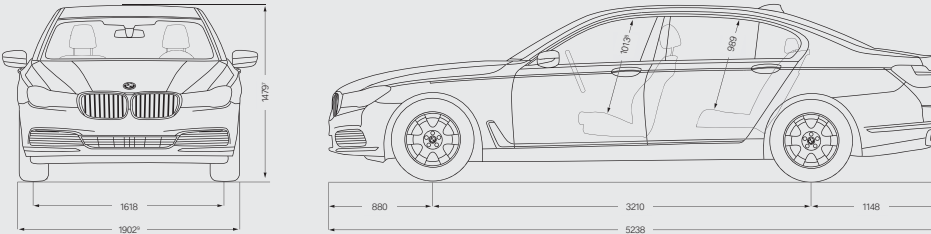
<sup>9</sup> With wing mirrors, the width of the BMW 7 Series models is 2169 mm.

All vehicles are fitted with automatic transmission as standard.

BMW 7 Series Saloon.



BMW 7 Series Saloon, long-wheelbase version.



All technical drawing dimensions in millimetres.



# BMW SERVICE:

When you buy a BMW, you can look forward to superb service and comprehensive customer care. **Condition Based Service** tracks service fluids and parts subject to wear, and where appropriate indicates required service stops on the display. In combination with **BMW TeleServices**, the vehicle data collected by Condition Based Service are automatically transmitted to BMW. Your preferred **BMW Service Retailer**

## BMW SERVICE INCLUSIVE.



### BMW Service Inclusive:

Wouldn't it be good to know your comprehensive servicing costs in advance? Well, that's exactly what BMW Service Inclusive<sup>1</sup> provides and for a low one-off payment.

BMW Service Inclusive<sup>1</sup> lasts for 5 years or 50,000 miles (whichever occurs first) and covers all your vehicle's comprehensive servicing requirements. Alternatively you can choose BMW Service Inclusive Plus<sup>2</sup>, which in addition to servicing also covers maintenance items such as brake pads, brake discs and windscreen wipers. And whenever

servicing and maintenance work is carried out on your BMW, you can be sure that it will only be done by fully qualified BMW Service Approved Technicians at one of over 150 BMW Service Authorised Workshops around the country. Furthermore, only Genuine BMW Parts are used – each covered by a two year warranty. BMW Service Inclusive and Service Inclusive Plus are transferable to subsequent owners within the time and mileage period, which can enhance the resale value of your car.<sup>2</sup>

[www.bmw.co.uk/serviceinclusive](http://www.bmw.co.uk/serviceinclusive)

## BMW EMERGENCY SERVICE.



**BMW Emergency Service.** BMW Emergency Service is the only roadside and assistance programme designed specifically for BMW vehicles offering an exceptional range of benefits and services. It is available 24 hours a day, 7 days a week and utilises a dedicated fleet of BMW Approved Technicians, equipped with Genuine Parts and tools, ensuring that you and your vehicle receive the best possible care in the event of any motoring emergency.

This tailor-made programme has been specifically designed to meet the needs of BMW drivers travelling in the UK, Republic of Ireland and Continental Europe giving complete reassurance and peace of mind. Every new BMW is covered for three years.

## THE BMW EXPERIENCE.



**BMW News:** To ensure you're one of the first to hear the latest BMW news and developments, BMW UK offer an email programme. Sign-up at: [www.bmw.co.uk/newsletter](http://www.bmw.co.uk/newsletter)



**BMW World, an iconic building in the Munich skyline.** The BMW World is a true brand experience where it's possible to marvel at the historic BMWs in the museum, learn about our engineers' newest innovations and take a tour of the plant to experience with your own eyes the cutting-edge and exacting methods used to create a BMW.



**BMW Magazine:** Every new BMW customer receives a complimentary subscription to BMW Magazine. This publication features all the latest news and developments from BMW, together with a variety of driving and lifestyle features.

can access the vehicle data. They will contact you when necessary to arrange a service appointment where the required repairs can be performed, using **Genuine BMW Parts**, so your driving pleasure can continue indefinitely. Worldwide, you can call on more than **3,300 Service Authorised Workshops** in more than **150 countries**.

## BMW CONNECTED DRIVE SERVICES.



### BMW ConnectedDrive Services.

A function using the built-in BMW SIM card to provide telematic and online services that are fully integrated into your BMW vehicle. All services require connection to a UK mobile network. Some services are available in other European countries. The range of ConnectedDrive Services that are available depends on the specification of the vehicle. The service duration varies depending on the ConnectedDrive Service.

For further information on BMW ConnectedDrive Services and terms and conditions please visit [www.bmw.co.uk/connecteddrive-information](http://www.bmw.co.uk/connecteddrive-information)

## BMW FINANCIAL SERVICES.



**BMW Financial Services:** BMW Financial Services offers a range of solutions designed to help you drive the BMW of your choice. All our products offer you the flexibility to customise your finance, making driving away a BMW a reality. After all, who knows more about financing your BMW than BMW.


If you would like more information, visit [www.bmwfs.co.uk](http://www.bmwfs.co.uk). Here, you will also find details of our comprehensive range of products engineered for every eventuality.

You can view all of our current offers at the touch of a button using the BMW Financial Services Offers App. Download it now for free.



Finance is subject to status and available to over 18's in the UK only (not the Channel Islands or the Isle of Man). Guarantees and indemnities may be required. Advertised finance is provided by BMW Financial Services, Bartley Way, Hook, Hampshire RG27 9JF.

<sup>1</sup> Service Inclusive and Service Inclusive Plus are available as cost options. Terms and conditions apply, for full details speak to your retailer or visit [www.bmw.co.uk/serviceinclusive](http://www.bmw.co.uk/serviceinclusive)  
<sup>2</sup> For further information, please contact your local BMW Retailer.



# SHAPING THE FUTURE – RESPONSIBLY.

In 2014, the BMW Group was once again listed in the Dow Jones Sustainability World and Europe Indices and thus ranked one of the most sustainable automotive companies worldwide. The development of efficient vehicle concepts and eco-friendly production processes, up to and including recycling, is an integral part of our engineering philosophy. Thanks to BMW EfficientDynamics, the CO<sub>2</sub> emissions of our European new-vehicle fleet have dropped by more than 30% since 1995. Over the period from 2006 to 2020 we are also aiming to achieve a 45% reduction in the amount of resources – such as water and energy – that our manufacturing operations consume. Since 2007, production in our engine plant in Steyr, Austria, has generated zero waste water. And of course each of our vehicles is designed for easy and economical recycling after its long running life. Please contact your BMW Centre on all matters regarding your end-of-life vehicle. For further information please visit our website.

[www.bmw.co.uk/EfficientDynamics](http://www.bmw.co.uk/EfficientDynamics)  
[www.bmwgroup.com/responsibility](http://www.bmwgroup.com/responsibility)  
[www.bmw.com/recycling](http://www.bmw.com/recycling)



More about BMW

[www.bmw.co.uk](http://www.bmw.co.uk)  
[www.bmw.ie](http://www.bmw.ie)



**The Ultimate  
Driving Machine**

The models illustrated in this brochure show the specifications of vehicles produced by BMW AG for the German market. In part, they include optional equipment and accessories not fitted as standard. According to the specific requirements of other markets, alterations in models, standard and optional equipment, as described in this brochure, may occur. For more precise information about country-specific vehicle versions, please contact your local BMW Retailer. Subject to change in design and equipment. Part number 95 38 0 003 027. July 2015.

© BMW AG, Munich/Germany. Not to be reproduced wholly or in part without written permission of BMW AG, Munich.

4 11 007 303 21 2 2015 BB. Printed in Germany 2015.

