

The new
BMW 1 Series
Sports Hatch

www.bmw.co.uk
www.bmw.ie



The Ultimate
Driving Machine



THE NEW BMW 1 SERIES SPORTS HATCH.

BMW EFFICIENTDYNAMICS.
LESS EMISSIONS. MORE DRIVING PLEASURE.




BMW stands for sheer driving pleasure. And best of all – it stands for your own individual form of driving pleasure. Discover countless personal stories at www.bmw.com/BMWstories

GET MORE FROM YOUR BROCHURE.

Films, image galleries and much more – discover exciting digital content on every page with a QR code.



Download a QR code reader from the App Store. Start the reader and hold your smart phone or tablet 20cm over the code.



You can also take a digital tour of the new BMW 1 Series. Simply download it directly to your tablet from the BMW brochure app which can be found in the App Store.

Internet use, depending on your mobile contract, may incur costs.



THE NEW BMW 1 SERIES.

FEATURED MODELS.

- 04 THE NEW BMW 1 SERIES 118d SPORT (3-DOOR):** BMW TwinPower Turbo four-cylinder diesel engine, 150hp (110kW), 17" light alloy Star-spoke style 379 wheels, Mineral Grey metallic paint, Dakota leather seats in Oyster, High-gloss Black interior trim with Oxide Silver finisher.
- THE NEW BMW 1 SERIES 125i M SPORT (5-DOOR):** BMW TwinPower Turbo four-cylinder petrol engine, 218hp (160kW), 18" M light alloy Double-spoke style 461 M wheels in Ferric Grey, Alpine White non-metallic paint, Sport seats upholstered in Hexagon cloth/Alcantara, Aluminium Hexagon interior trim with High-gloss Black trim finisher.

INNOVATION AND TECHNOLOGY.

- 24 BMW TWIN POWER TURBO ENGINES:** At the heart of BMW EfficientDynamics.
- 26 BMW EFFICIENT DYNAMICS:** Making light work of lower fuel consumption.
- 28 BMW CONNECTED DRIVE:** In touch with your world.
- 30 SUSPENSION:** Innovative systems for more driving pleasure.
- 32 SAFETY:** Technology at the highest level.

INDIVIDUALITY AND CHOICE.

- 36 EQUIPMENT:** SE, Urban Design package, Sport, M Sport, M135i, Equipment Highlights, Wheels and Genuine BMW Accessories.
- 52 COLOURS:** Exterior and interior colour schemes.
- 56 TECHNICAL DATA:** Facts, figures and dimensions.
- 58 BMW SERVICE:** BMW Service, BMW Financial Services and BMW Experience.

「
FOCUS
ON THE
」

FUN FACTOR.

Goodbye humdrum, hello life – the new BMW 1 Series.

It's all down to its athletic design, inspiring dynamism and high efficiency. Thanks to BMW ConnectedDrive, you can now share everything that brings a smile to your face with friends and family, at any time and from anywhere. That's what we call fun – that's what we call the new BMW 1 Series.



EXPERIENCE ALL OF THE HIGHLIGHTS
IN THIS SHORT VIDEO.



LET THE GOOD TIMES ROLL.

**Personality meets spontaneity –
that's what we call pure adrenalin.**

With an added boost from BMW TwinPower Turbo technology and instantaneous responsiveness, the new BMW 1 Series covers the recommended daily serving of happiness. Go on, treat yourself to a slice of driving pleasure – every day.








「
YES, IT DID JUST
WINK AT YOU.
」

Not just once – but every time it sees you.

The quintessential BMW kidney grille between the optional flat dynamic LED headlights¹ is testament to the power of an athletic build. The characteristic two-part, L-shaped LED rear lights have all eyes on them as other road users trail in its wake. Seeing is believing – you're looking at the new BMW 1 Series.



¹ Standard on M Sport models





「
TRIGGERS
GENUINE EUPHORIA.
」

Never a boring moment – always a live wire.

The special ingredient that transforms every trip in the new BMW 1 Series into an exhilarating experience is a unique blend of inspiring driving dynamics and fresh, self-confident design. Discover euphoria – just hop in!



PLEASURE IS ON THE INSIDE AND OUTSIDE.

The new BMW 1 Series – for pleasure you can see, touch and hear.
Experience its modern design and characteristic interior features. Just as unique and versatile is its individual sound. Optional BMW ConnectedDrive Online Entertainment service provides access to over 22 million songs, so you can always listen to music that perfectly matches your style – and that of your new BMW 1 Series.





「
MORE THRILLS
PER GALLON.
」

The new BMW 1 Series is frugal where it counts – especially when it comes to fuel consumption.

Innovative BMW EfficientDynamics technologies and the optional intelligent BMW xDrive all-wheel drive system tease the maximum driving pleasure out of every trip – so you never have to compromise.



「 TAKE OFF FOR
ENDLESS ADVENTURE. 」



INNOVATION AND TECHNOLOGY.

BMW TWIN POWER TURBO ENGINES: At the heart of BMW EfficientDynamics.

BMW EFFICIENT DYNAMICS: Making light work of lower fuel consumption.

BMW CONNECTED DRIVE: In touch with your world.


SUSPENSION: Innovative systems for more driving pleasure.

SAFETY: Technology at the highest level.

BMW TwinPower Turbo engines.

At the heart of BMW EfficientDynamics.

Thanks to BMW TwinPower Turbo technology, the innovative new generation of BMW petrol and diesel engines from the BMW EfficientDynamics engine range guarantee even more thrilling power delivery and excellent responsiveness even at low engine speeds, while also keeping fuel consumption and emissions to a minimum. Increased efficiency and optimal dynamics make driving a BMW more enjoyable than ever.



BMW 118i.

- BMW TwinPower Turbo three-cylinder petrol engine with 100kW (136hp) and 220Nm of torque
- Acceleration 0–62mph: 8.5 seconds [8.7 seconds]
- Top speed: 130mph (210km/h)
- Combined fuel consumption: 52.3–56.5mpg / 5.0–5.4l/100km [54.3–58.9mpg / 4.8–5.2l/100km]
- CO₂ emissions: 116–126g/km [112–122g/km]

BMW 125i.

- BMW TwinPower Turbo four-cylinder petrol engine with 160kW (218hp) and 310Nm of torque
- Acceleration 0–62mph: 6.4 seconds [6.2 seconds]
- Top speed: 152mph (245km/h) [151mph (243km/h)]
- Combined fuel consumption: 42.2mpg / 6.7l/100km [43.5mpg / 6.5l/100km]
- CO₂ emissions: 157g/km [151g/km]

BMW 120i.

- BMW TwinPower Turbo four-cylinder petrol engine with 130kW (177hp) and 250Nm of torque
- Acceleration 0–62mph: 7.4 seconds [7.2 seconds]
- Top speed: 140mph (225km/h) [138mph (222km/h)]
- Combined fuel consumption: 47.1–48.7mpg / 5.8–6.0l/100km [47.9–49.6mpg / 5.7–5.9l/100km]
- CO₂ emissions: 136–139g/km [133–137g/km]

BMW 116d.

- BMW TwinPower Turbo three-cylinder diesel engine with 85kW (116hp) and 270Nm of torque
- Acceleration 0–62mph: 10.3 seconds
- Top speed: 124mph (200km/h)
- Combined fuel consumption: 70.6–78.5mpg / 3.6–4.0l/100km [68.9–78.5mpg / 3.6–4.1l/100km]
- CO₂ emissions: 94–106g/km [96–107g/km]

BMW 116d ED Plus.

- BMW TwinPower Turbo three-cylinder diesel engine with 85kW (116hp) and 270Nm of torque
- Acceleration 0–62mph: 10.4 seconds
- Top speed: 121mph (195km/h)
- Combined fuel consumption: 83.1mpg / 3.4l/100km
- CO₂ emissions: 89g/km

BMW 118d.

- BMW TwinPower Turbo four-cylinder diesel engine with 110kW (150hp) and 320Nm of torque
- Acceleration 0–62mph: 8.3 seconds [8.1 seconds]
- Top speed: 132mph (212km/h)
- Combined fuel consumption: 65.7–70.6mpg / 4.0–4.3l/100 km [67.3–74.3mpg / 3.8–4.2l/100km]
- CO₂ emissions: 104–114g/km [99–110g/km]

BMW 120d.

- BMW TwinPower Turbo four-cylinder diesel engine with 140kW (190hp) and 400Nm of torque
- Acceleration 0–62mph: 7.1 seconds [7.0 seconds]
- Top speed: 142mph (228 km/h)
- Combined fuel consumption: 62.8–65.7mpg / 4.3–4.5l/100km [65.7–68.9mpg / 4.1–4.3l/100 km]
- CO₂ emissions: 114–118g/km [109–114g/km]

BMW 120d xDrive.

- BMW TwinPower Turbo four-cylinder diesel engine with 140kW (190hp) and 400Nm of torque
- Acceleration 0–62mph: 6.8 seconds
- Top speed: 138mph (222km/h)
- Combined fuel consumption: [60.1–62.8mpg / 4.5–4.7l/100km]
- CO₂ emissions: [119–124g/km]

BMW 125d.

- BMW TwinPower Turbo four-cylinder diesel engine with 165kW (224hp) and 450Nm of torque
- Acceleration 0–62mph: 6.3 seconds
- Top speed: 149mph (240km/h)
- Combined fuel consumption: [61.4mpg / 4.6l/100km]
- CO₂ emissions: [121g/km]




BMW M135i.

- BMW TwinPower Turbo six-cylinder petrol engine with 240kW (326hp) and 450Nm of torque
- Acceleration 0–62mph: 5.1 seconds [4.9 seconds]
- Top speed: 155mph (250km/h)
- Combined fuel consumption: 35.3mpg / 8.0l/100km [37.7mpg / 7.5l/100km]
- CO₂ emissions: 188g/km [175g/km]

BMW EfficientDynamics

Making light work of lower fuel consumption.

Whether the goal is maximum performance or minimum fuel consumption – for us, the focus is always on delivering quintessential BMW driving pleasure. BMW EfficientDynamics is the strategy developed by BMW to minimise fuel consumption and CO₂ emissions while simultaneously increasing dynamics and driving pleasure. It's a comprehensive technology package that encompasses the engine, energy management and the vehicle concept – and is standard in every BMW.



DYNAMIC AND EFFICIENT: THE EIGHT-SPEED AUTOMATIC TRANSMISSION.

The optional **eight-speed automatic transmission** ensures smoother gear shifts and greater driving comfort, thanks to fast engine speed transitions and shorter shift times. It unites the ultimate in comfort with impressive dynamics and increased fuel-efficiency.

THE BMW 116d ED PLUS.

The BMW 116d ED Plus with BMW TwinPower Turbo 1.5 litre three-cylinder diesel engine delivers impressively on maximum fuel efficiency and good driving performance. With a power output of 116hp (85kW), it accelerates to 0 to 62mph in 10.4 seconds and has a combined fuel consumption of 83.1mpg. These incredible figures are in part achieved by the **Active Air Flaps**. Incorporated within the kidney grille, air flaps open and close according to the environment to allow in more or less air depending on the engine's requirements, to further reduce CO₂ emissions to a class leading 89g/km with manual transmission.



DRIVE.

The **BMW TwinPower Turbo petrol engines** feature remarkably agile power delivery and excellent responsiveness, even at low engine speeds. At the same time they are more efficient, with fewer emissions and a better performance than their predecessors.

The latest generation of **BMW TwinPower Turbo diesel engines** are characterised by outstanding responsiveness and agile power delivery at all engine speeds. They are also breathtakingly dynamic, fuel-efficient and produce few emissions.

OVERALL CONCEPT.

For BMW, intelligent lightweight construction means using the right material for the right parts of the vehicle. The most suitable material is selected for every single component. This philosophy, also known as **BMW EfficientLightweight**, is now integral to BMW EfficientDynamics and is applied to every BMW as standard.

ENERGY MANAGEMENT.

The standard **ECO PRO mode** helps drivers reduce their fuel consumption by up to 20 percent¹, depending on their driving style. Further savings can be made with navigation functions such as Route-ahead Assistant and ECO PRO.

Electric power steering delivers a precise steering response at all speeds. Since the system's electric motor only consumes energy when steering support is actually necessary, in contrast to conventional systems that rely on a hydraulic pump, it also reduces fuel consumption.

With **Brake Energy Regeneration**, the alternator generates electricity primarily when the driver brakes or takes their foot off the accelerator. Previously unused kinetic energy is thereby transformed into electrical energy and fed into the battery.

¹ According to an internal BMW fuel consumption study, depending on individual driving style.

BMW ConnectedDrive

In touch with your world.

Our world is becoming more connected every day with instant access to information at anytime and anyplace. With your BMW being an integral part of your lifestyle we believe it's important that you can keep up to date from the behind the wheel. BMW ConnectedDrive delivers intelligent solutions that allow you to remain connected whilst on the move.



Advanced driver assistance systems can connect you to the outside world so that you know exactly what is happening around you, premium traffic solutions ensure you are taking the most time efficient route whilst online services provide direct access to information about your current location or chosen destination. Today, driving enjoyment is derived as much from being informed and relaxed as it is from impressive performance and efficiency – discover how the comprehensive range of ConnectedDrive technologies can enhance the connected capabilities of your Ultimate Driving Machine.


For more information please visit:

www.bmw.co.uk/connecteddrive
www.bmw.ie/connecteddrive

Wherever your journey may lead, you can stay in touch with **BMW ConnectedDrive Services**. The range of innovative functions provide optimum integration between the driver, vehicle and the world outside – anytime, anywhere. The comprehensive advanced driver assistance systems seamlessly integrate the driver into their immediate environment. Headlights, sensors, cameras and radars can combine to ensure the driver is fully informed about what is happening around them, delivering superior comfort and convenience as well as enhanced safety for both passengers and other road users.



The optional **Online Entertainment** provides direct and unlimited access to millions of music tracks from Napster without the need for a mobile or MP3 device in the vehicle. Also enables the use of up to three mobile devices to the Napster premier account (including the vehicle), allowing you to create a playlist at home and have this same playlist available to stream in the vehicle.



Driving Assistant, a tailored combination of camera-based driver assistance systems provide enhanced safety and reduce the risk of potential collisions, at both high and low speeds. Lane Departure Warning detects lane markings and alerts the driver with a vibration through the steering wheel should the vehicle unintentionally deviate from the lane of travel. Forward Collision Warning monitors vehicles ahead and warns the driver by an optical and acoustic alert if their approach could escalate into a rear-end collision and by proactively engaging braking for rapid reaction to potential vehicle collisions at higher speeds.




Navigation system - BMW Professional Multimedia, including fixed 8.8" display, DVD drive, new iDrive Touch Controller with direct access buttons, favourite buttons, integrated hard disk (20GB) for audio data and navigation instructions, 3D city models, multi map views and Real Time Traffic Information (RTTI) which informs of current traffic situations and recommends for and against alternative routes based on the potential time saving benefits.

Suspension.

Innovative systems for more driving pleasure.

The wide range of innovative technologies in the new BMW 1 Series are there to make sure that you thoroughly enjoy every journey. These systems are intelligently networked, allowing you to experience maximum driving pleasure in the utmost safety.



BMW xDRIVE.

This system adapts perfectly to even the most challenging road conditions, ensuring outstanding traction at all times. With xDrive and standard Dynamic Stability Control (DSC), the vehicle remains directionally stable and on track. Split second response times allow xDrive to distribute drive power flexibly between the two axles for optimum grip. In this way, xDrive combines the advantages of all-wheel drive (traction, directional stability and safety) with classic BMW agility.



Standard **Drive Performance Control** lets the driver choose between the standard Comfort mode, ECO PRO mode, geared towards efficiency, and Sport mode, which enables even more dynamic driving. ECO PRO adjusts the characteristics of the accelerator pedal and transmission as well as the heating/air conditioning settings to suit the driving situation.

Optional **Adaptive M Sport suspension** allows electronic control of the shock absorbers to ensure optimised road contact and traction in any situation. It includes dynamic damper control. The driver can choose between comfortable or sporty suspension settings using Drive Performance Control.

Optional eight-speed **Sport automatic transmission** adapts to suit the driver's individual driving style. Its range is perfect for everything from comfortable cruising through to a very dynamic driving style. In Sport mode, the gearshifts are configured for maximum performance. It is also possible to change gears manually by using the gearshift lever or the steering wheel gearshift paddles.

Optional **Variable Sport steering** with Servotronic (standard on M135i), enables direct and agile handling with less steering effort. It reacts according to the steering angle, and independently of speed, to improve handling during sporty driving. It also makes parking more comfortable.

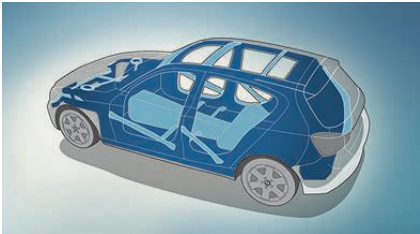
Safety.

Technology at the highest level.

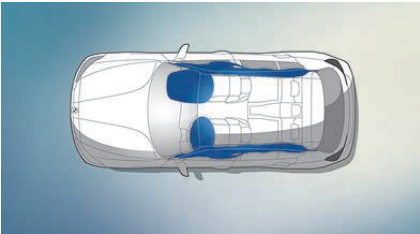
The new BMW 1 Series is equipped with cutting-edge technologies for every eventuality. Superb handling and innovative equipment come as standard. BMW drivers benefit from the very latest technologies that provide optimal support at all times. So you'll feel safe and protected, no matter where your journey takes you.




Functionally versatile. Uniquely safe. The new BMW 1 Series offers a broad spectrum of state-of-the-art safety systems. The standard intelligent emergency call is a reliable companion on every trip. In the event of an accident, it ensures speedy assistance as a specially trained employee at the BMW call centre establishes a connection with the nearest rescue coordination centre – without the need for a private mobile phone. It transmits information regarding the vehicle's current location and the severity of the accident. The intelligent emergency call can also be triggered manually in case other road users require help, for example.



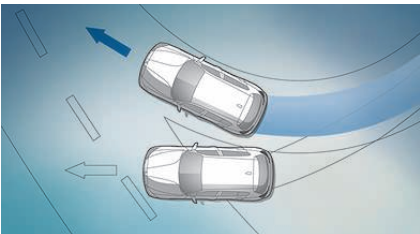
■ **Passenger cell:** The system of beams and node connections in the functional body structure, combined with the strategic deployment of high-strength materials, delivers maximum passive safety in the event of front, side or rear crashes.



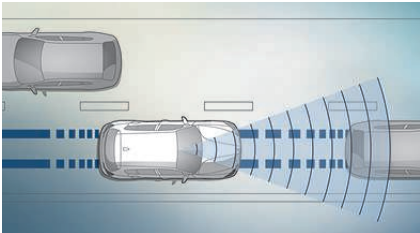
■ **Airbags** are one of the passive safety components in a BMW. Driver and front passenger airbags, as well as the side airbags integrated into the front seat backrests, provide strategic protection.




■ **Tyre pressure monitoring:** Sensors on each wheel assess the tyre pressure and temperature then warns the driver of any loss of pressure via a light in the display where greater pressure loss is signalled by an acoustic warning.



■ **Dynamic Stability Control (DSC)** continually assesses the vehicle's movements and optimises directional stability and traction by intervening in engine and brake management. This makes it much easier to control the vehicle, even on difficult surfaces, actively increasing driving safety.



□ **Driving Assistant** includes Forward Collision Warning which detects vehicles in front and warns the driver when they are too close. Lane Departure Warning alerts the driver if the vehicle strays from the lane of travel without indicating.



□ **Adaptive LED Headlights** with variable light control, including cornering lights, help increase driving safety by optimally illuminating the road ahead. Light distribution is automatically adapted to match your speed and the steering angle.




INDIVIDUALITY AND CHOICE.

EQUIPMENT: SE, Urban Design package, Sport, M Sport, M135i, Equipment Highlights, Wheels and Genuine BMW Accessories.

COLOURS: Exterior and interior colour schemes.

TECHNICAL DATA: Facts, figures and dimensions.

BMW SERVICE: BMW Service, BMW Financial Services and BMW Experience.



SE.

■ Standard equipment □ Optional equipment



[01 | 04] The new BMW 1 Series in optional Mineral White with optional 16" light alloy Streamline style 406 wheels.

[02] The arrangement of the controls in the cockpit and its overall design are characteristic of the BMW focus on driver-oriented design.

[03] The rain sensor including automatic headlight activation automatically switches on the windscreen wipers and the low-beam headlights.

[05] The interior with standard seats in the optional Black Dakota leather is a classic example of driver-oriented BMW design.

[06] 16" light alloy Star-spoke style 654 wheels, 7J x 17 with 205/55 R16 tyres.

URBAN DESIGN PACKAGE.

■ Standard equipment □ Optional equipment

Interior equipment features:

- Ambiance lighting – switchable BMW Classic Orange / Blue LED
- Choice of Oyster or Black Dakota leather upholstery
- Interior trim in Acrylic Glass (White or Black)

Exterior equipment features:

- 17" light alloy wheels V-spoke style 412
- Front air inlet highlight with high-Oxide Silver finisher
- Kidney grille Oxide Silver vertical slats
- Rear bumper with Oxide Silver finisher

01 □



02 ■



[01 | 04] The new BMW Urban Design package (exclusive to SE models) in optional Sparkling Brown metallic paint with the standard 17" light alloy V-spoke style 412 wheels.

[02] Kidney grille, with vertical slats in Oxide Silver.

03 ■



[03] 17" light alloy V-spoke style 412 wheels, 7J x 17 with 225/45 R17 tyres.

04 □



05 ■



06 ■



07 ■



[05] Ambiance lighting which is switchable between BMW Classic Orange or Blue LED gives the interior a luxurious ambience.

[06] Dakota leather upholstery in either Oyster or Black lend the interior an elegant and comfortable atmosphere.

08 ■



[07] The remote control with integrated key can be used to open and close all lockable contents and the luggage compartment at the touch of a button.

[08] Multi-function buttons on the steering wheel can be used to operate the telephone, voice control (where fitted) and audio functions, as well as the optional cruise control function.

SPORT.

■ Standard equipment □ Optional equipment

Interior equipment features:

- Ambiance lighting – switchable BMW Classic Orange / Cold White LED
- Corner cloth upholstery
- Door sill finishers with BMW designation, front
- Drive Performance Control with ECO PRO, Comfort, Sport and Sport+ modes
- Interior trim Black High-gloss with Coral Red finisher.
- Remote control with integrated key, with inset in Red
- Speed limiting function
- Sport instrument cluster with Red highlight
- Sport multi-function leather steering wheel with Red stitching
- Sport seats, front

Exterior equipment features:

- 17" light alloy wheels Star-spoke style 655
- Exhaust tailpipe, Dark Chrome
- Front air inlet with Black High-gloss finisher
- Kidney grille with extra-wide Black High-gloss vertical slats
- Rear bumper with Black High-gloss finisher
- Run-flat tyres

01 □



02 ■



03 ■



[01 | 07] The new BMW 120d xDrive Sport model in Crimson Red paint with optional 17" light alloy Star-spoke style 379 wheels.

[02] The car key with integrated remote control can be used to easily lock and unlock all the doors and the tailgate, as well as open the fuel cap at the push of a button.

[03] The fog lights in the front apron ensure better visibility and improved safety.

04 ■



05 □



06 ■



[04] 17" light alloy Star-spoke style 655 wheels, 7J x 17 with 225/45 R17 tyres

[05] 17" light alloy Star-spoke style 379 wheels, 7.5J x 17 with 225/45 R17 tyres.

[06] Interior trim in Black High-gloss with Coral Red finisher lend the car a dynamic ambience (shown here with further optional equipment).

07 □



08 ■



09 ■



[08] The driver and front passenger are provided with optimum support on Sport seats upholstered in standard Corner cloth shown here in Anthracite with Red highlight (Anthracite with Grey highlight also available).

[09] With the high-grip Sport leather steering wheel with red contrast stitching, the driver always maintains perfect control of the vehicle. The instrument cluster with a special dial design, red detailing and chronoscales with finer increments also contributes to the interior's athletic appearance.

M SPORT.

■ Standard equipment □ Optional equipment

Interior equipment features:

- Ambiance lighting - switchable BMW Classic Orange / Cold White LED
- Door sill finishers with M designation
- Gearshift level with M designation, short-shift (manual transmission only)
- Headlining, Anthracite
- Hexagon cloth/Alcantara upholstery, Anthracite
- Interior trim, Aluminium Hexagon with Estoril Blue finisher
- M Sport multi-function leather steering wheel with Speed limiting function
- Remote control with integrated key, with inset in Blue
- Sport instrument cluster with Red highlight
- Sport seats, front

Exterior equipment features:

- 18" light alloy wheels M Double-spoke style 461 M with mixed tyres
- Brake discs, front and rear – ventilated (125i and 125d models)
- Exhaust tailpipe, Chrome
- Exterior trim, High-gloss Shadowline
- Kidney grille with extra-wide Black High-gloss vertical slats
- LED headlights, with automatic beam control
- M Aerodynamics bodystyling
- M logo designation, side – Chrome
- M Sport suspension (excluding 120d xDrive M Sport)

M Sport Plus package:

- Loudspeaker system – harman/kardon
- M Sport braking system
- Sun Protection glass

Ask your local BMW Retailer for further information

01 □



02 ■



[01 | 06] The new BMW 1 Series M Sport model in optional Estoril Blue metallic paint with 18" light alloy Double-spoke style 461 M wheels with mixed tyres.

[02] Door sill finishers with the 'M' designation on Chrome-plated inserts in the front sills emphasise the vehicle's athletic ambitions.

[03] 18" light alloy Double-spoke style 461 M wheels in Ferric Grey with mixed tyres, front 7.5J x 18 with 225/40 R18 tyres, rear 8J x 18 with 245/35 R18 tyres.

03 □



04 ■



05 ■



[04] When closed, the cooling inlets with air vent control provide optimal aerodynamics. When more cooling is needed, they open.

[05] Interior trim in Aluminium Hexagon with Estoril Blue finisher exquisitely highlights the vehicle's dynamic performance.

06 □



07 ■



08 ■



[07] The M Sport model features Sport seats upholstered in Hexagon cloth/Alcantara Anthracite with Estoril Blue contrast stitching. These seats offer the driver and front passenger optimal support.

[08] The driver always maintains perfect control of the vehicle thanks to the M leather steering wheel with a three-spoke design, contoured thumb rests and multi-function buttons.

THE NEW BMW M135i. M GENE INCLUDED.

The BMW M135i is synonymous with pure driving pleasure and exceptional driving dynamics. Its high-revving BMW M Performance TwinPower Turbo six-cylinder inline petrol engine with a 3.0-litre capacity generates 240kW (326hp) at 5,800rpm and accelerates the car from 0 to 62 mph in just 5.1 seconds (4.9 seconds with the optional eight-speed Sport automatic transmission). What's more, it produces an incredibly satisfying engine sound, as well as tremendous thrust whenever it's needed thanks to 450Nm of torque. The chassis sits 10 millimetres lower and has firmer, more athletic damper and suspension characteristics that are unique to the M models and which transfer the full force of the engine safely to the road. The M Sport braking system with blue brake calipers and M logo ensures maximum braking power, even when the BMW is pushed to its limits. The standard, superbly responsive Variable Sport steering with M-specific characteristics gives the driver precise feedback for safe handling. The M aerodynamic bodystyling with specific air inlets at the front, exclusive 18" M light alloy wheels with Performance tyres and dual exhaust tailpipes round off the exterior equipment features. In the interior, the standard Full Black panel display with integrated visualisation of current fuel consumption, extended lists and contents also displays 'M135i' welcome text. The M door sill finishers, M Sport seats, M leather steering wheel and M-specific instruments also all demonstrate the car's dynamic pedigree.

powered by 



18" M light alloy Double-spoke style 436 M wheels with mixed tyres, front 7.5J x 18 with 225/40 R18 tyres, rear 8J x 18 with 245/35 R18 tyres.



Logo. 'M135i' designation for the top model in the new BMW 1 Series range.

EQUIPMENT HIGHLIGHTS.

■ Standard equipment □ Optional equipment



[01] The light generated by the LED fog lights is very similar to daylight and enables the driver to see better in poor visibility.

[02] The flat halogen double round headlights with LED daytime running lights accentuate the front's athletic look.

[03] The two-part rear lights, including rear fog lights, are based on LED technology and are equipped with a dynamic brake light function.



[04] The High-beam Assistant supports the driver at night by automatically activating and deactivating the high-beam and low-beam headlights on lighting conditions and on-coming traffic.

[05] Adaptive LED headlights including low-beam and high-beam headlights, variable headlight beam distribution, LED fog lights and High-beam Assistant.

[06] Chromeline exterior trim gives the vehicle a particularly sophisticated look.¹



[07] High-gloss Shadowline exterior trim includes exterior window trim strips finished in High-gloss Black. (Standard on M Sport and M135i models).¹

[08] The electric glass sunroof offers sun protection and convenient one touch opening and closing via the remote key.



[09] Extended lighting features numerous lights and LED lights both inside and outside the car.

[10] The automatic air conditioning with two-zone control includes automatic air recirculation with an active carbon microfilter, as well as humidity and solar sensors.

[11] Front Sport seats feature optimum support and various adjustment options for ultimate comfort. (Standard on Sport, M Sport and M135i models).



[12] The through-loading system has rear seat backrests that can be divided in a 40:20:40 ratio, guaranteeing flexibility when transporting both people and objects.

[13] Leather steering wheel, three spokes, steering wheel rim, gear lever and handbrake lever in leather with multi-function buttons.

[14] The eight-speed Sport automatic transmission allows the driver to enjoy increased sportiness and dynamic performance.




[15] The Sport leather steering wheel in Black with a thick rim and contoured thumb rests has an exceptionally pleasant, high-grip feel with multi-function buttons.

[16] M Sport multi-function leather steering wheel in Black with contoured thumb rests.

¹ Images show the new 1 Series 3-door model. The exterior parts in Chromeline/High-gloss Shadowline differ on the new 1 Series 5-door models. Please consult your BMW Retailer for more information.

EQUIPMENT HIGHLIGHTS.

■ Standard equipment □ Optional equipment



[01] Front and rear Park Distance Control (PDC) makes parking and manoeuvring in tight spaces much easier.

[02] Drive Performance Control lets the driver choose between the Comfort mode, the ECO PRO mode, geared towards efficiency, and the Sport mode, which enables even more dynamic driving.

[03] The tinted sun protection glass for the rear windshield and rear side windows reduces the degree to which the interior heats up.



[04] The rear view camera shows the area behind the car on the Control Display. Interactive guidelines and obstacle markings help the driver when reversing.

[05] Interior and exterior mirrors with automatic anti-dazzle function, includes electric fold-in for the exterior mirrors and automatic parking function for the front passenger exterior mirror.

[06] Parking Assist makes parking parallel parking easier. It steers the vehicle while the driver remains in control of the accelerator, brake and gears.



[07] Driving Assistant provides a range of camera-based systems that enhances safety and reduces the risk of potential collisions, at both high and low speeds.

[08] Active Cruise Control with Stop&Go function maintains a preselected speed, as well as the distance to the vehicle ahead even if it comes to a complete stop.¹

[09] Comfort Access allows keyless entry to the vehicle including the tailgate, also includes outside handle lighting.



[10] Navigation system - BMW Professional Multimedia, including the latest generation iDrive Touch Controller with touch sensitive pad and a fixed 8.8" widescreen display.

[11] Real Time Traffic Information (RTTI) delivers traffic information about motorways, main roads and country roads, as well as urban roads in real time with BMW Professional Navigation system.

[12] BMW Navigation has a fixed 6.5" LCD colour display, BMW Professional Radio with single CD player, route planning and multiple map views.²



[13] The latest generation iDrive Touch Controller with a touch sensitive pad (part of the BMW Professional Media Navigation system).

[14] The harman/kardon loudspeaker system with surround mode, digital amplifier with vehicle-specific equalising, 360W amplifier power, multi-channel capability and 12 speakers.

[15] Speed-limit Info keeps the driver informed of the maximum speed of the road and supplementary road signage.³

[16] Full Black panel display in the instrument cluster displays integrated graphic visualisation of current fuel consumption, extended lists and contents. (Standard on M135i).



[17] BMW Professional radio with operation by choice of direct-selection short cut keys, 8 programmable Favourite buttons and six loudspeakers.

[18] Enhanced Bluetooth telephone preparation with USB audio interface and Voice Control.⁴

¹ Not available for 118i, M135i and 116ED Plus.
² Standard from September production, please consult your BMW Retailer for more information.
³ Only available in conjunction with a BMW Navigation system and Full Black panel display.
⁴ More information on Bluetooth compatibility with smartphones and other mobile devices is available at www.bmw.com/bluetooth

WHEELS AND TYRES.

■ Standard equipment □ Optional equipment



- [01]** 16" light alloy V-spoke style 378 wheels, 7J x 17 with 205/55 R16 tyres.

[02] 17" light alloy Double-spoke style 655 wheels, 7J x 17 with 225/45 R17 tyres. (Standard on Sport models)

[03] 17" light alloy Turbine style 381 wheels, 7J x 17 with 225/45 R17 tyres.

[04] 17" light alloy Y-spoke style 380 wheels, 7J x 17 with 205/50 R17 tyres.
- [05]** 17" light alloy V-spoke style 412 wheels, 7J x 17 with 225/45 R17 tyres. (Available with Urban Design package).

[06] 18" light alloy Double-spoke style 385 wheels with mixed tyres, front 7.5J x 18 with 225/40 R18 tyres, rear 8J x 18 with 245/35 R18 tyres.

[07] 16" light alloy Star-spoke style 654 wheels, 7J x 17 with 205/55 R16 tyres. (Standard on SE/ED Plus models)


[08] 18" M light alloy Double-spoke style 461 M wheels, front 7.5J x 18 with 225/40 R18 tyres, rear 8J x 18 with 245/35 R18 tyres. (Standard on M Sport models).
- [09]** 18" M light alloy Double-spoke style 461 M wheels in Ferric Grey, front 7.5J x 18 with 225/40 R18 tyres, rear 8J x 18 with 245/35 R18 tyres.

[10] 16" light alloy Streamline style 406 wheels, 7J x 17 with 205/55 R16 tyres.

[11] 17" light alloy Star-spoke style 379 wheels, 7J x 17 with 225/45 R17 tyres.

[12] 18" M light alloy Double-spoke style 436 M wheels with mixed tyres, front 7.5J x 18 with 225/40 R18 tyres, rear 8J x 18 with 245/35 R18 tyres. (Standard on M135i)

GENUINE BMW ACCESSORIES.



- [01]** Adjustable seat in black/blue for children aged approximately three to twelve (approximately 15–36 kg). With a variable backrest angle and air pads around the head area for optimal side-impact protection.

[02] Anti-slip, water-resistant, durable mat in Black for protecting the luggage compartment from dirt and moisture.
- [03]** Secure base for the Apple iPad™ 2, 3 or 4. The holder is snapped into the basic carrier and can be rotated 360° as well as tilted to the desired angle.


[04] Perfectly fitted protection against moisture and dirt, the Black mats keep feet from getting wet in the front footwell.
- [05]** BMW M Performance 19" Double-spoke style 405 M, Bicolour

[06] Light, stable holder for two bicycles/e-bikes (can be extended to accommodate three bicycles). Max. load 60 kg, can be folded together for a minimal storage size.


[07] The transparent display mounted on the cockpit transmits navigation and vehicle information into the driver's field of vision, thereby improving safety.

EXTERIOR COLOURS.

■ Standard equipment □ Optional equipment



■ Non-metallic 668 Jet Black¹



■ Non-metallic 300 Alpine White




■ Non-metallic A61 Crimson Red¹




□ Metallic A83 Glacier Silver

M SPORT




□ Metallic B45 Estoril Blue²



□ Metallic 475 Black Sapphire




□ Metallic C08 Platinum Silver¹




□ Metallic C10 Mediterranean Blue¹



□ Metallic B53 Sparkling Brown¹



□ Metallic B38 Midnight Blue¹



□ Metallic B44 Valencia Orange



□ Metallic A96 Mineral White¹



□ Metallic B39 Mineral Grey



THE NEW BMW 1 SERIES IN YOUR FAVOURITE COLOUR.
TAKE A DIGITAL TOUR TODAY.

¹ Only SE and Sport models
² Exclusively available with the M Sport/M135i models.

[Colour samples] These colour samples are intended as an initial guide to the colours and materials available for your BMW. However, experience has shown that printed versions of paint, upholstery and interior trim colours cannot in all cases faithfully reproduce the appearance of the original colour. Please discuss your preferred colour choices with your BMW Retailer. There you can also see original samples and be assisted with any requests.

INTERIOR COLOURS.

■ Standard equipment □ Optional equipment



CLOTH

Available for		
	■ SE ■ ED Plus	Move cloth BDAT Anthracite ¹
	■ Sport	Corner cloth CCL1 Anthracite with Grey highlight
	■ Sport	Corner cloth CCL2 Anthracite with Red highlight

CLOTH/ALCANTARA

Available for		
	■ M Sport	Hexagon cloth/ Alcantara upholstery HAAT Anthracite

Please note that even normal long or short-term use can lead to permanent upholstery damage.
This can be caused in particular by non-colourfast clothing.

LEATHER

Available for		
	□ SE □ ED Plus □ Sport □ M Sport ■ M135i	Dakota leather LCSW Black
	□ SE □ ED Plus □ Sport □ M Sport ■ M135i	Dakota leather LOCC Oyster
	□ Sport	Dakota leather LCL3 Black with Red highlight
	□ Sport □ M Sport ■ M135i	Dakota leather LCL5 Coral Red with Black highlight

¹ Not available with Sport seats.
² Only with 7AD Urban package
³ Not available in conjunction with Dakota leather Coral Red with Black highlight.



INTERIOR TRIMS

Available for		
	■ SE ■ ED Plus	4CG Satin Silver
	□ SE □ ED Plus □ Sport □ M Sport □ M135i	4GD Black High-gloss with Oxide Silver finisher
	■ Sport	4LV Black High-gloss with Coral Red finisher
	□ SE	4GE Black Acrylic glass with Oxide Silver finisher ²
	□ SE	4GF White Acrylic glass with Oxide Silver finisher ²
	□ Sport □ M Sport □ M135i	4GK Brushed Aluminium with Oxide Silver finisher
	□ SE □ ED Plus □ Sport □ M Sport □ M135i	4FT Brushed Aluminium with Black High-gloss finisher
	■ M Sport ■ M135i	4WF Aluminium Hexagon with Estoril Blue finisher ³
	■ M Sport ■ M135i	4WG Aluminium Hexagon with Black High-gloss finisher
	□ SE □ ED Plus □ Sport □ M Sport □ M135i	4LC Fineline Stream Wood with Oxide Silver finisher

INTERIOR COLOURS

Available for		
	■ SE ■ ED Plus ■ Sport ■ M Sport ■ M135i	Black

	118i	120i	125i	M135i	116d	116d ED Plus ^s	118d	120d 120d xDrive	125d ^d

Weight/capacity										
Unladen weight EU ¹ BMW 1 Series 3-door	kg	1375 [1390]	1375 [1390]	1430 [1450]	1505 [1525]	1395 [1425]	1395	1425 [1450]	1450 [1465]	[1505]
Unladen weight EU ¹ BMW 1 Series 5-door	kg	1380 [1395]	1380 [1395]	1430 [1450]	1505 [1525]	1395 [1425]	1395	1425 [1450]	1450 [1465]	[1505]
Unladen weight EU ¹ BMW 1 Series 3-door/ BMW 1 Series 5-door (xDrive)	kg	–	–	–	–	–	–	–	[1530]	–
Max. permissible weight BMW 1 Series 3-door	kg	1870 [1885]	1870 [1885]	1920 [1940]	1995 [2015]	1885 [1915]	1885	1915 [1940]	1940 [1955]	[1995]
Max. permissible weight BMW 1 Series 5-door	kg	1870 [1885]	1870 [1885]	1920 [1940]	1995 [2015]	1885 [1915]	1885	1915 [1940]	1940 [1955]	[1995]
Max. permissible weight BMW 1 Series 3-door/ BMW 1 Series 5-door (xDrive)	kg	–	–	–	–	–	–	–	[2005]	–
Permitted load/Drive	kg	565	565	565	565	565	565	565	565/550	565
Permitted trailer load, unbraked ^f /xDrive	kg	650	670	680	–	690	–	690	710/750	740
Permitted trailer load, braked, max. 12 % gradient ²	kg	1300	1200	1200	–	1500	–	1500	1500	1500
Permitted trailer load, braked, max. 8 % gradient ²	kg	1500	1200	1200	–	1500	–	1500	1500	1500
Permitted tow bar download	kg	75	75	75	75	75	75	75	75	75
Tank capacity, approx.	l	52	52	52	52	52	52	52	52	52

Engines ^{3,4}									
Cylinders/valves		3/4	4/4	4/4	6/4	3/4	3/4	4/4	4/4
Capacity	cc	1499	1598	1997	2979	1496	1496	1995	1995
Max. output ¹ engine speed	(kW/rpm)	100/4500	130/4800	160/5000	240/5800	85/4000	85/4000	110/4000	140/4000
	(hp/rpm)	(136/4500)	(177/4800)	(218/5000)	(326/5800)	(116/4000)	(116/4000)	(150/4000)	(190/4000)
Max. torque ¹ engine speed	Nm/rpm	220/ 1250–4000	250/ 1500–4500	310/ 1350–4800	450/ 1300–4500	270/1750	270/1750	320/1750	400/1750
Compression ratio	:1	11.0	10.5	10	10.2	16.5	16.5	16.5	16.5

Transmission										
Standard transmission ratio	I/II:1	4.55/2.55	4.55/2.55	3.68/2.06	4.11/2.32	4.00/2.13	4.00/2.13	4.00/2.13	4.11/2.25	5.00/3.20
	III/IV:1	1.66/1.23	1.66/1.23	1.31/1.00	1.54/1.18	1.40/1.00	1.40/1.00	1.40/1.00	1.40/1.00	2.14/1.72
	V/VI:1	1.00/0.83	1.00/0.83	0.81/0.68	1.00/0.85	0.78/0.67	0.78/0.67	0.78/0.67	0.80/0.66	1.31/1.00
	VII/VIII/R:1	–/–/4.14	–/–/4.14	–/–/3.35	–/–/3.73	–/–/3.65	–/–/3.65	–/–/3.65	–/–/3.73	0.82/0.64/ 3.46

Performance										
Top speed	mph km/h	130 [130] 210 [210]	140 [138] 225 [222]	151 [152] 243 [245]	155 [155] 250 [250]	124 [124] 200 [200]	121 195	132 [132] 212 [212]	142 [142] 228 [228]	[149] [240]
Top speed (xDrive)	mph km/h	–	–	–	–	–	–	–	[138] [222]	–
Acceleration 0–62mph/0–100km/h	[s]	8.5 [8.7]	7.4 [7.2]	6.4 [6.2]	5.1 [4.9]	10.3 [10.3]	10.4	8.3 [8.1]	7.1 [7.0]	[6.3]
Acceleration 0–62mph/0–100km/h (xDrive)	[s]	–	–	–	–	–	–	–	[6.8]	–

Fuel consumption ^{3,4}										
Fuel consumption urban	mpg l/100 km	42.2–45.6 [44.1–47.9] 6.2–6.7 [5.9–6.4]	36.2–37.2 [37.2–38.2] 7.6–7.8 [7.4–7.6]	31.7 [32.5] 8.9 [8.7]	25.9 [27.4] 10.9 [10.3]	60.1–68.9 [61.4–68.9] 4.1–4.7 [4.1–4.6]	72.4 3.9	54.3–58.9 [57.9–62.8] 4.8–5.2 [4.5–4.9]	51.4–53.3 [55.4–57.6] 5.3–5.5 [4.9–5.1]	[52.3] [5.4]
Fuel consumption urban (xDrive)	mpg l/100 km	–	–	–	–	–	–	–	[51.4–53.3] [5.3–5.5]	–
Fuel consumption extra-urban	mpg l/100 km	60.1–65.7 [61.4–67.3] 4.3–4.7 [4.2–4.6]	57.9–58.9 [57.9–58.9] 4.8–4.9 [4.8–4.9]	52.3 [54.3] 5.4 [5.2]	44.1 [47.9] 6.4 [5.9]	78.5–85.6 [74.3–83.1] 3.3–3.6 [3.4–3.8]	91.1 3.1	74.3–80.7 [74.3–83.1] 3.5–3.8 [3.4–3.8]	72.4–76.3 [72.4–76.3] 3.7–3.9 [3.7–3.9]	[68.9] [4.1]
Fuel consumption extra-urban (xDrive)	mpg l/100 km	–	–	–	–	–	–	–	[65.7–68.9] [4.1–4.3]	–
Fuel consumption combined	mpg l/100 km	52.3–56.5 [54.3–58.9] 5.0–5.4 [4.8–5.2]	47.1–48.7 [47.9–49.6] 5.8–6.0 [5.7–5.9]	42.2 [43.5] 6.7 [6.5]	35.3 [37.7] 8.0 [7.5]	70.6–78.5 [68.9–78.5] 3.6–4.0 [3.6–4.1]	83.1 3.4	65.7–70.6 [67.3–74.3] 4.0–4.3 [3.8–4.2]	62.8–65.7 [65.7–68.9] 4.3–4.5 [4.1–4.3]	[61.4] [4.6]
Fuel consumption combined (xDrive)	mpg l/100 km	–	–	–	–	–	–	–	[60.1–62.8] [4.5–4.7]	–
CO ₂ emissions combined	g/km	116–126 [112–122]	136–139 [133–137]	157 [151]	188 [175]	94–106 [96–107]	89	104–114 [99–110]	114–118 [109–114]	[121]
CO ₂ emissions combined (xDrive)	g/km	–	–	–	–	–	–	–	[119–124]	–

	118i	120i	125i	M135i	116d	116d ED Plus ^s	118d	120d 120d xDrive	125d ^d

Wheels									
Tyre dimensions	195/55 R16 H	195/55 R16 W	205/50 R17 Y	225/40/245/ 35 R18 Y	195/55 R16 H	205/55 R16 V	195/55 R16 W	205/55 R16 V	205/50 R17 W
Wheel dimensions	6.5J x 16	6.5J x 16	7J x 17	7.5J/ 8J x 18	6.5J x 16	7J x 16	6.5J x 16	7J x 16	7J x 17
Material	Light alloy	Light alloy	Light alloy	Light alloy	Light alloy	Light alloy	Light alloy	Light alloy	Light alloy

Electrical systems									
Battery capacity	Ah	80	80	80	80	90	90	90	90
Alternator output	A	170	170	180	170	180	180	150	150
	W	2380	2380	2520	2380	2520	2520	2100	2100

¹ The figure quoted includes a 90 % full tank, 68 kg for the driver and 7 kg for luggage. Unladen weight applies to vehicles with standard equipment. Optional equipment will increase this figure.

² The actual overall trailer weight may not exceed the max. permitted trailer load plus the max. permitted tow bar download.

³ BMW recommends the use of RON 95 super unleaded petrol. Unleaded fuels RON 91 and higher with a maximum ethanol content of 10 % (E10) may also be used. Output and fuel consumption figures apply to RON 98 fuel.

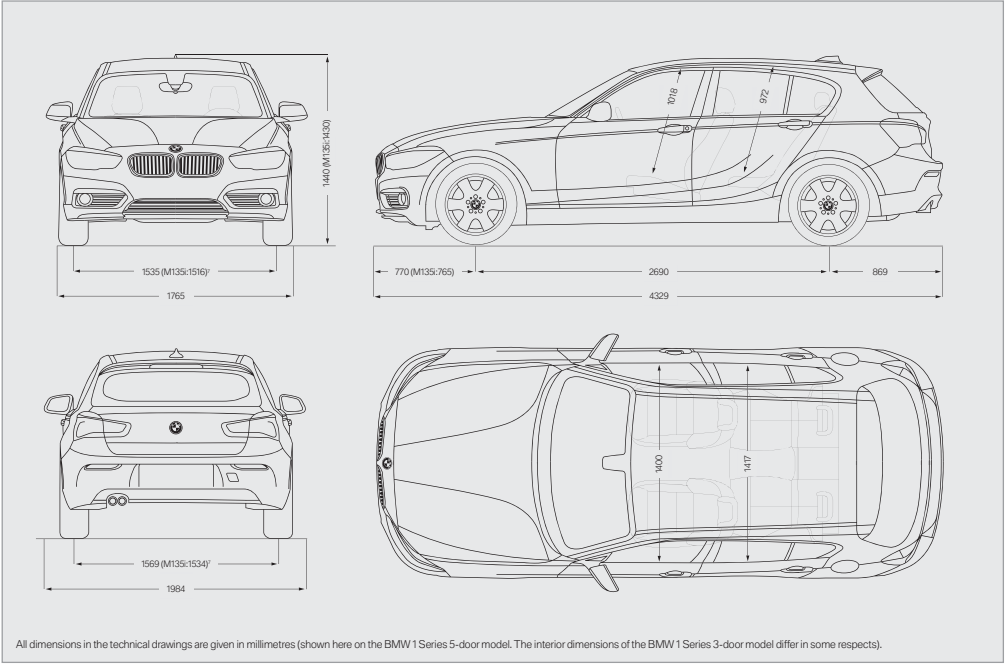
⁴ The petrol engines meet the EU6 exhaust emissions standard; the diesel engine meets the EU6 exhaust emissions standard. Fuel consumption is determined in accordance with the ECE driving cycle (93/116/EU) which consists of approximately one-third urban traffic and two-thirds extra-urban driving (based on the distance covered). CO₂ emissions are measured in addition to fuel consumption. Optional equipment may increase these figures. Fuel consumption and CO₂ emissions are affected by the selected wheel and tyre sizes. Please consult your BMW Retailer for more detailed information.

⁵ Only available with manual transmission.

⁶ Only available with automatic transmission.

⁷ Front track width of the 125i, 120d and 125d models: 1,521mm; 120d xDrive: 1,522 mm and 116d EfficientDynamics Edition: 1,523 mm. Rear track width of the 125i, 120d, 125d and 120d xDrive models: 1,556 mm.

Values in [] refer to vehicles with automatic transmission.



THE BMW SERVICE CONCEPT:

When you buy a BMW, you can look forward to superb service and comprehensive customer care. **Condition Based Service** tracks service fluids and parts subject to wear, and where appropriate indicates required service stops on the display. In combination with **BMW TeleServices**, the vehicle data collected by Condition Based Service are automatically transmitted to BMW. Your preferred **BMW Service Retailer**

BMW SERVICE INCLUSIVE.



BMW Service Inclusive:

Wouldn't it be good to know your comprehensive servicing costs in advance? Well, that's exactly what BMW Service Inclusive¹ provides and for a low one-off payment.

BMW Service Inclusive¹ lasts for 5 years or 50,000 miles (whichever occurs first) and covers all your vehicle's comprehensive servicing requirements. Alternatively you can choose BMW Service Inclusive Plus², which in addition to servicing also covers maintenance items such as brake pads, brake discs and windscreen wipers. And whenever

servicing and maintenance work is carried out on your BMW, you can be sure that it will only be done by fully qualified BMW Service Approved Technicians at one of over 150 BMW Service Authorised Workshops around the country. Furthermore, only Genuine BMW Parts are used – each covered by a two year warranty. BMW Service Inclusive and Service Inclusive Plus are transferable to subsequent owners within the time and mileage period, which can enhance the resale value of your car.²

www.bmw.co.uk/serviceinclusive

BMW EMERGENCY SERVICE.



BMW Emergency Service. BMW Emergency Service is the only roadside and assistance programme designed specifically for BMW vehicles offering an exceptional range of benefits and services. It is available 24 hours a day, 7 days a week and utilises a dedicated fleet of BMW Approved Technicians, equipped with Genuine Parts and tools, ensuring that you and your vehicle receive the best possible care in the event of any motoring emergency.

This tailor-made programme has been specifically designed to meet the needs of BMW drivers travelling in the UK, Republic of Ireland and Continental Europe giving complete reassurance and peace of mind. Every new BMW is covered for three years.

THE BMW EXPERIENCE.



BMW News: To ensure you're one of the first to hear the latest BMW news and developments, BMW UK offer an email programme. Sign-up at: www.bmw.co.uk/newsletter



BMW World, an iconic building in the Munich skyline. The BMW World is a true brand experience where it's possible to marvel at the historic BMWs in the museum, learn about our engineers' newest innovations and take a tour of the plant to experience with your own eyes the cutting-edge and exacting methods used to create a BMW.



BMW Magazine: Every new BMW customer receives a complimentary subscription to BMW Magazine. This publication features all the latest news and developments from BMW, together with a variety of driving and lifestyle features.

can access the vehicle data. They will contact you when necessary to arrange a service appointment where the required repairs can be performed, using **Genuine BMW Parts**, so your driving pleasure can continue indefinitely. Worldwide, you can call on more than **3,300 Service Authorised Workshops** in more than **150 countries**.

BMW CONNECTED DRIVE SERVICES.



BMW ConnectedDrive Services.

A function using the built-in BMW SIM card to provide telematic and online services that are fully integrated into your BMW vehicle. All services require connection to a UK mobile network. Some services are available in other European countries. The range of ConnectedDrive Services that are available depends on the specification of the vehicle. The service duration varies depending on the ConnectedDrive Service.

For further information on BMW ConnectedDrive Services and terms and conditions please visit www.bmw.co.uk/connecteddrive-information

BMW FINANCIAL SERVICES.



BMW Financial Services: BMW Financial Services offers a range of solutions designed to help you drive the BMW of your choice. All our products offer you the flexibility to customise your finance, making driving away a BMW a reality. After all, who knows more about financing your BMW than BMW.

If you would like more information, visit www.bmwfs.co.uk. Here, you will also find details of our comprehensive range of products engineered for every eventuality.

You can view all of our current offers at the touch of a button using the BMW Financial Services Offers App. Download it now for free.



Finance is subject to status and available to over 18's in the UK only (not the Channel Islands or the Isle of Man). Guarantees and indemnities may be required. Advertised finance is provided by BMW Financial Services, Bartley Way, Hook, Hampshire RG27 9UF.

¹ Service Inclusive and Service Inclusive Plus are available as cost options. Terms and conditions apply, for full details speak to your retailer or visit www.bmw.co.uk/serviceinclusive
² For further information, please contact your local BMW Retailer.

SHAPING THE FUTURE – RESPONSIBLY.

In 2014, the BMW Group was once again listed in the Dow Jones Sustainability World and Europe Indices and thus ranked one of the most sustainable automotive companies worldwide. The development of efficient vehicle concepts and eco-friendly production processes, up to and including recycling, is an integral part of our engineering philosophy. Thanks to BMW EfficientDynamics, the CO₂ emissions of our European new-vehicle fleet have dropped by more than 30% since 1995. Over the period from 2006 to 2020 we are also aiming to achieve a 45% reduction in the amount of resources – such as water and energy – that our manufacturing operations consume. Since 2007, production in our engine plant in Steyr, Austria, has generated zero waste water. And of course each of our vehicles is designed for easy and economical recycling after its long running life. Please contact your BMW Centre on all matters regarding your end-of-life vehicle. For further information please visit our website.

www.bmw.co.uk/EfficientDynamics
www.bmwgroup.com/responsibility
www.bmw.com/recycling

More about BMW



The Ultimate
Driving Machine

www.bmw.co.uk
www.bmw.ie

The models illustrated in this brochure show the specifications of vehicles produced by BMW AG for the German market. In part, they include optional equipment and accessories not fitted as standard. According to the specific requirements of the markets of other European Union member states, alterations in models, standard and optional equipment, as described in this brochure, may occur. For more information about country-specific vehicle versions, please contact your local BMW Retailer. Subject to change in design and equipment. Part number 95 38 0 003 066. July 2015.

© BMW AG, Munich/Germany. Not to be reproduced wholly or in part without written permission of BMW AG, Munich.

4 11 001 253 21 2 2015 BB. Printed in Germany 2015.

